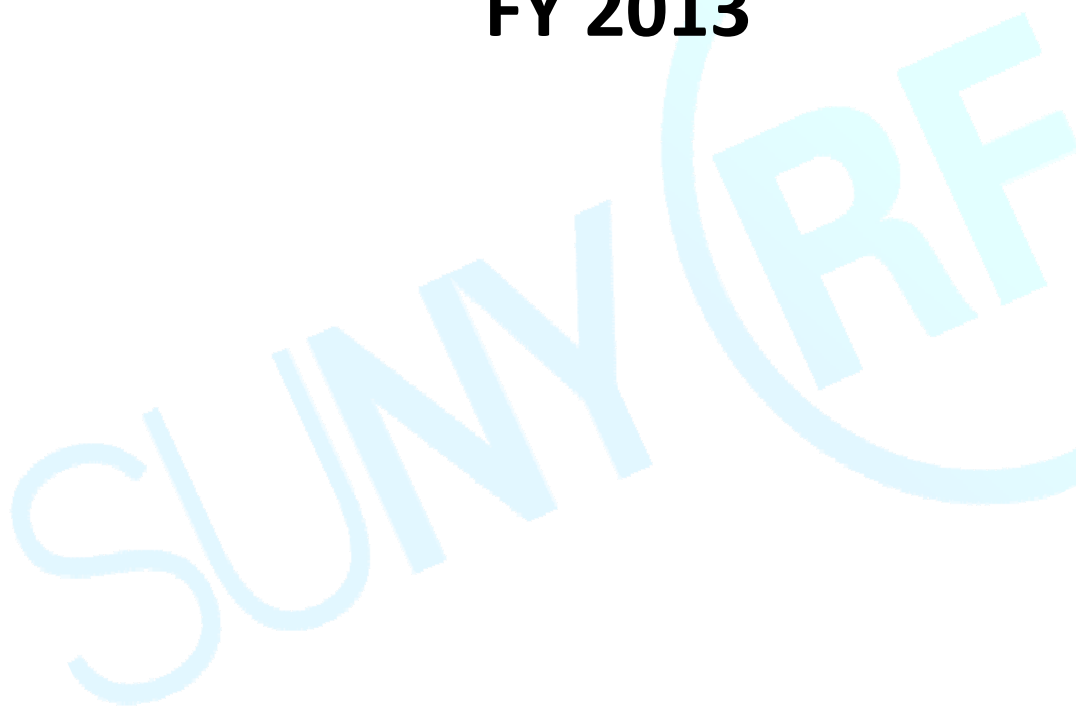




**The Research
Foundation for**

The State University of New York

ALLOCATION EXPENDITURE REPORT FY 2013



Prepared by:

Michelle Aguilar

Director of Finance

September 2013

ALLOCATION EXPENDITURE REPORT

FOR THE FISCAL YEAR ENDED JUNE 30, 2013

TABLE OF CONTENTS

<u>OVERVIEW</u>	<u>2</u>
<u>TERMS AND DEFINITIONS</u>	<u>4</u>
<u>PAGE NUMBER REFERENCE INDEX</u>	<u>6</u>
<u>ALLOCATION EXPENDITURE ALL LOCATION SUMMARY</u>	<u>7</u>
<u>ALLOCATION EXPENDITURE SUMMARY</u>	<u>9</u>
<u>University Centers and Doctoral Degree Granting Institutions</u>	<u>12</u>
<u>University Colleges</u>	<u>30</u>
<u>Technology Colleges</u>	<u>44</u>
<u>SUNY System Administration</u>	<u>53</u>
<u>Central Office</u>	<u>57</u>

THE RESEARCH FOUNDATION FOR STATE UNIVERSITY OF NEW YORK
ALLOCATION EXPENDITURE REPORT
FOR THE FISCAL YEAR ENDED JUNE 30, 2013

Link to
[Table of Contents](#)
OR
[Page # Reference Index](#)

OVERVIEW

THE RESEARCH FOUNDATION FOR STATE UNIVERSITY OF NEW YORK (RF) exists to support SUNY. Serving SUNY for over 60 years, the RF is the largest, most comprehensive university-connected research foundation in the country, supporting over \$1 billion in SUNY research activity annually and facilitating university-industry-government partnerships to accelerate the growth of sponsored program and applied research opportunities. Areas of supported research encompass a vast range of disciplines including life sciences and medicine; engineering and nanotechnology; physical sciences and energy; social sciences; and computer and information sciences.

Each year the Research Foundation gives a portion of its funds to the SUNY campuses to support the SUNY research enterprise. Funds allocated to campuses come from:

- Indirect costs reimbursed to the campus
- Investment income
- The 60% share of royalties earned by an inventor's campus
- "Gifts and other" allocable to the particular campus.

Each fiscal year the Finance Office allocates funding to each campus and reports the amounts in an allocation report that is posted to the RF website. Generally, an allocation is funded to each campus in the beginning of the fiscal year (generally in June or July) and a final amount is funded based on actual indirect costs and investment revenue earned by each campus (sometimes referred to as a final true-up). For more details on the allocation process and the revenue and expense definitions, see the "Annual Campus Allocation Reports" (final) on the RF website Financial/Statistical Reports page.

On June 13, 1991, the Research Foundation Board of Directors approved a new policy regarding the distribution of net operating location income. As outlined in the 1991 policy, these funds may be used to support three major functions of the campus; 1) Instruction, 2) Organized Research and other Sponsored activities, and 3) Institutional activities.

OVERVIEW Continued

Commercialization is one of the essential services that the RF provides to the SUNY research community. Commercialization includes services that help move innovation and invention to the marketplace for public benefit. As a result, the RF receives royalty revenue from companies throughout the year based on sales of the patented products. A portion of this royalty (typically 40%) is distributed to the inventor and the remainder is the campus' income to spend. SUNY policy notes that remaining funds be used to support Patents & Inventions policy.

Allocation expenditures for the year ended June 30, 2013 are profiled in this document for each state-operated campus according to the NACUBO and expenditure classifications. The expenditure information in this report was obtained from the Research Foundation's grant system and may contain some rounding variances.

The NACUBO classification is a critical classification for reporting Research Management & Support expenses for corporate reporting and for the calculation of the campus F&A rate. It is important that the NACUBO classification at the project and task levels are accurate based on how the campus anticipates spending the allocation. Expenditures are classified based on the NACUBO classification at the project level.

Corporate expenditures at Central Office and the campuses of State University of New York were over \$186 million during the year ended June 30, 2013.

There are six sections in the allocation expenditure profile. They include an all location summary by campus and five additional sections that detail each campus by campus type. The campus types are University Centers and Doctoral Degree Granting Institutions, University Colleges, Technology Colleges, SUNY System Administration and Central Office. The campus information contains details of the current year expenditures by NACUBO and a five-year summary of expenditures by NACUBO.

Expenditure categories have been grouped together into the seven high-level classifications as follows. *Salaries* include salaries and wages categories.

THE RESEARCH FOUNDATION FOR STATE UNIVERSITY OF NEW YORK ALLOCATION EXPENDITURE REPORT FOR THE FISCAL YEAR ENDED JUNE 30, 2013

Link to
[Table of Contents](#)
OR
[Page # Reference Index](#)

Terms and Definitions

Fringe Benefits include fringe benefits categories. *Equipment* includes expenditures for equipment purchases over the capitalization threshold of \$5,000 or any equipment lease or service expenses. *Supplies* include expenditures for general supplies and purchases of equipment under the capitalization threshold of \$5,000. *Travel* includes all travel expenditure types. *Building expense* includes any lease or services costs along with any alterations and renovations associated with buildings. *General Services* include any costs charged to the expenditure category General Services, such as consultants and professional services. *Other OTPS* include any costs not classified in a previous OTPS category.

The Research Foundation's classifications are based on standards established by the National Association of Colleges and University Business Officers (NACUBO).

Academic Support - These are activities or functions that support the institution's primary missions: instruction, research, and public service.

Alterations and Renovations – These are activities or functions that support structural additions or changes to buildings, offices, and laboratories that are of general benefit to one or more major functions of an institution (should be used when total costs of the project are expected to exceed \$15,000).

Departmental Administration – These are activities or functions that support the administration and support services of academic departments (generally used in academic deans' offices and other administrative support functions).

Direct Sponsored Program Support - These are activities or functions that directly support sponsored programs.

Educational Support – These are activities or functions that provide support for educational and training programs generally within the institution.

General Administration - These are activities that support the general administrative operations and services of the institution.

General Institutional Support – These are activities or functions that directly support institutional or departmental functions and cannot be reasonably allocated to specific departments or functions.

Terms and Definitions Continued

Institutional and Dept Support - These are activities or functions that directly support institutional or departmental functions and cannot be reasonably allocated to specific departments or functions.

Instruction and Dept Research – These are activities or functions that are part of an institution's instruction program.

Libraries - These are activities or functions that support the operation, maintenance, or development of the library function.

Maintenance and Operations – These are activities or functions that provide services for administration, supervision, operation, maintenance, preservation, and protection of the institution's physical plant.

Organized Activities - These are activities or functions that are budgeted and accounted for that provide support to the institution's primary missions: instruction, research, and public service.

Organized Research - These are activities or functions organized to produce research and achieve specific research goals. This activity includes externally funded research or research funded from unrestricted funds that is accounted for and budgeted separately.

Public Service – Programs for educational, instructional, and other activities designed to service specific or general needs of the community outside the institution.

Scholarships – These are activities or functions that provide scholarships.

Sponsored Funds Administration - These are activities or functions that directly administer sponsored programs.

Sponsored Program Development –These are activities or functions that support broad new programs, the purposes of which are to enhance and/or upgrade the capability of the operating location to attract future sponsored support.

Student Services - These are activities or functions that provide assistance and support to the needs and interests of students.

Training - These are activities or functions that generally support graduate and undergraduate students working toward a degree.

ALL LOCATION SUMMARY 7

UNIVERSITY CENTERS AND DOCTORAL DEGREE GRANTING INSTITUTIONS:

<u>University at Albany</u>	<u>13</u>
<u>CNSE</u>	<u>15</u>
<u>Binghamton University</u>	<u>17</u>
<u>University at Buffalo</u>	<u>19</u>
<u>Stony Brook University</u>	<u>21</u>
<u>Downstate Medical Center</u>	<u>23</u>
<u>Upstate Medical Center</u>	<u>25</u>
<u>SUNY ESF</u>	<u>27</u>
<u>College of Optometry</u>	<u>29</u>

UNIVERSITY COLLEGES:

<u>SUNY Brockport</u>	<u>31</u>
<u>Buffalo State College</u>	<u>32</u>
<u>SUNY Cortland</u>	<u>33</u>
<u>SUNY Fredonia</u>	<u>34</u>
<u>SUNY Geneseo</u>	<u>35</u>
<u>SUNY New Paltz</u>	<u>36</u>
<u>Old Westbury</u>	<u>37</u>
<u>College at Oneonta</u>	<u>38</u>
<u>SUNY Oswego</u>	<u>39</u>
<u>SUNY Plattsburgh</u>	<u>40</u>
<u>SUNY Potsdam</u>	<u>41</u>
<u>Purchase College</u>	<u>42</u>
<u>Empire State College</u>	<u>43</u>

TECHNOLOGY COLLEGES:

<u>Alfred State College</u>	<u>45</u>
<u>SUNY Canton</u>	<u>46</u>
<u>SUNY Cobleskill</u>	<u>47</u>
<u>SUNY Delhi</u>	<u>48</u>
<u>Farmingdale State College</u>	<u>49</u>
<u>Morrisville State College</u>	<u>50</u>
<u>SUNYIT</u>	<u>51</u>
<u>Maritime College</u>	<u>52</u>

SUNY SYSTEM ADMINISTRATION

<u>System Administration – Provost</u>	<u>54</u>
<u>SUNY Strategic Plan Support</u>	<u>56</u>

CENTRAL OFFICE

<u>Central Office</u>	<u>58</u>
-----------------------	-----------

THE RESEARCH FOUNDATION FOR STATE UNIVERSITY OF NEW YORK
ALLOCATION EXPENDITURE REPORT
July 1, 2012 through June 30, 2013

Link to
[Table of Contents](#)
 OR
[Page # Reference Index](#)

ALL CAMPUSES	Research Management		Inventor		Non		Third-Party	Partnership	Total Allocated
	& Support	Royalty	Payments	Sponsored	Gift	Balance	Recharges	Activity	Expenditures
University Centers and Doctoral Degree Granting Institutions:									
CNSE	6,455,849	0	0	30,151,786	67,393	531,302	14,150,087	0	51,356,417
University at Albany	13,602,749	24,669	11,059	234,886	3,582	2,075,136	437,493	0	16,389,573
Binghamton University	5,288,599	296,586	120,982	841,529	147,740	630,088	420,597	0	7,746,121
University at Buffalo	23,089,304	156,602	167,702	947,891	71,355	224,966	612,357	0	25,270,178
Stony Brook University	39,339,356	6,210,297	3,267,232	1,600,704	63,188	427,144	1,043,337	2,876,968	54,828,226
SUNY Downstate Medical Center	5,787,131	0	0	626,831	17,730	807,728	0	0	7,239,421
Upstate Medical University	6,947,018	126,329	1,949	120,485	8,975	954,286	0	0	8,159,042
SUNY ESF	1,799,470	1,300	29,873	103,770	0	189,786	149,893	0	2,274,092
College of Optometry	1,478,839	0	825	0	0	42,417	0	0	1,522,081
University Colleges:									
SUNY Brockport	236,913	0	0	0	0	70,150	0	0	307,062
Buffalo State College	4,395,397	0	0	133,496	0	40,311	0	0	4,569,203
SUNY Cortland	231,803	0	0	0	0	9,114	0	0	240,917
SUNY Fredonia	88,154	0	0	(5)	0	10,446	0	0	98,595
SUNY Geneseo	121,526	0	48	0	0	963	0	0	122,538
SUNY New Paltz	186,070	0	0	0	0	10,978	0	0	197,048
Old Westbury	(148,240)	23,966	0	294,651	0	1,679	0	0	172,057
College at Oneonta	279,372	0	0	0	0	116,491	0	0	395,863
SUNY Oswego	488,944	0	0	0	0	85,413	0	0	574,357
SUNY Plattsburgh	60,348	0	0	145,618	0	364,217	0	0	570,183
SUNY Potsdam	122,581	0	0	0	0	13,667	0	0	136,248
Purchase College	111,705	0	0	0	0	50,903	0	0	162,609
Empire State College	20,536	0	0	0	0	0	0	0	20,536
Technology Colleges:									
Alfred State College	1,553	0	0	0	0	6,168	0	0	7,721
SUNY Canton	34,635	0	0	31,966	0	0	0	0	66,602
SUNY Cobleskill	162,389	0	0	0	0	10,903	0	0	173,292
SUNY Delhi	0	0	0	0	0	54,031	0	0	54,031
Farmingdale State College	161,495	0	0	(1,886)	0	4,036	0	0	163,645
Morrisville State College	55,298	0	0	0	0	702	0	0	56,000
SUNYIT	157,725	0	0	0	0	133,514	0	0	291,239
Maritime College	1,362	0	0	0	61,636	15,333	0	0	78,330
SUNY System Administration:									
Sys. Admin - Provost	161,858	0	0	243,783	53,045	10,175	0	0	468,862
SUNY Strategic Plan Support	2,259,375	0	0	58,850	0	0	0	0	2,318,225
Central Office									
Central Office	32,883,160			569,200					33,452,360
Total for All:	145,862,273	6,839,749	3,599,670	36,103,557	494,643	6,892,046	16,813,764	2,876,968	219,482,671

THE RESEARCH FOUNDATION FOR STATE UNIVERSITY OF NEW YORK
ALLOCATION EXPENDITURE REPORT
 July 1, 2012 through June 30, 2013

Link to
[Table of Contents](#)
 OR
[Page # Reference Index](#)

ALL BY EXPENDITURE	Fringe					Building Expense	General		Total
	Salaries	Benefits	Equipment	Supplies	Travel		Services	Other OTPS	
Research Management & Support Accounts									
Academic Support	85,335	22,084	1,749	91,802	6,649	2,040	(14,166)	583,851	779,343
Alterations and Renovations	126,559	54,412	26,746	18,158	(3,279)	69,141	111,373	3,433	406,543
Departmental Administration	5,407,233	2,172,441	996,064	738,184	479,140	226,410	566,919	744,728	11,331,119
Educational Support	5,954	980	0	1,167	2,604	0	746	26,801	38,253
Fellowships	0	0	0	(387)	98	0	0	495	206
General Administration	7,860,483	3,327,236	176,873	140,018	80,249	1,137,048	1,834,499	887,890	15,444,295
General Institutional Support	4,199,091	1,795,067	30,974	173,494	9,112	12,587	299,177	1,288,924	7,808,426
Institutional and Dept Support	45,648	11,322	0	16,436	2,250	0	4,057	(22,336)	57,377
Institutional and Dept Support	5,047,394	2,045,044	2,372,006	615,726	491,511	972,493	1,840,675	2,071,615	15,456,465
Institutional and Dept Support	0	0	0	16,285	412	41,542	2,800	43,842	104,881
Instruction and Dept Research	2,175,446	846,315	300,599	694,254	406,660	371,947	532,470	1,415,626	6,743,318
Libraries	27,854	11,663	0	39,788	1,000	0	32,994	3,184,336	3,297,635
Maintenance and Operations	1,036,634	445,003	118,464	150,744	310,897	3,260,140	903,476	(212,638)	6,012,720
Organized Activities	176,250	75,970	6,773	127,498	46,504	1,784	68,384	120,638	623,802
Organized Research	3,159,212	1,140,622	1,366,990	1,048,549	704,722	114,567	789,544	898,771	9,222,977
Organized Research	0	0	0	1,758	2,102	0	0	812	4,672
Public Services	91,056	36,199	0	37,883	18,214	478	42,373	32,460	258,662
Scholarships	0	0	0	17,431	0	0	4,813	0	22,245
Sponsored Funds Administration	27,084,105	11,460,699	1,894,068	617,782	565,050	844,699	19,481,804	1,684,574	63,632,780
Sponsored Program Development	1,825,052	749,343	49,949	123,376	93,147	(5,607)	167,949	312,911	3,316,120
Student Services	251,298	104,192	6,855	13,954	165,923	0	541,308	172,166	1,255,695
Training	33,141	8,125	0	0	144	0	0	3,330	44,740
Total RMS Accounts	58,637,745	24,306,719	7,348,108	4,683,898	3,383,106	7,049,270	27,211,197	13,242,229	145,862,274
Royalty Accounts									
General Administration	0	0	0	0	0	0	0	1,348,414	1,348,414
Institutional and Dept Support	773,424	267,304	98,240	414,981	68,341	9,713	431,792	1,891,977	3,955,771
Instruction and Dept Research	209,041	70,191	11,162	94,038	7,765	28,500	11,029	33,007	464,733
Organized Research	458,851	142,213	36,424	203,926	25,589	0	83,119	97,280	1,047,401
Sponsored Program Development	0	0	0	0	0	0	0	23,430	23,430
Total Royalty Expenditures	1,441,316	479,708	145,826	712,944	101,694	38,213	525,940	3,394,109	6,839,749
Inventor Payment Accounts									
Institutional and Dept Support	0	0	0	0	0	0	0	3,478,828	3,478,828
Organized Activities	0	0	0	0	0	0	0	120,842	120,842
Total Inventor Payment Expenditures	0	0	0	0	0	0	0	3,599,670	3,599,670

THE RESEARCH FOUNDATION FOR STATE UNIVERSITY OF NEW YORK
ALLOCATION EXPENDITURE REPORT
 July 1, 2012 through June 30, 2013

Link to
[Table of Contents](#)
 OR
[Page # Reference Index](#)

ALL BY EXPENDITURE <small>CONTINUED</small>	Fringe					Building	General		Total
	Salaries	Benefits	Equipment	Supplies	Travel	Expense	Services	Other OTPS	
Non Sponsored Accounts									
Departmental Administration	11,877	4,889	(155,506)	2,452	1,543	0	60	(36,671)	(171,357)
Educational Support	0	0	0	0	18,361	0	0	2,693	21,054
Fellowships	0	0	0	0	0	0	0	2,500	2,500
General Administration	0	0	291,088	225,936	0	0	269,829	0	786,853
General Institutional Support	250,333	102,081	219,992	105,459	12,733	12,000	428,452	360,101	1,491,151
Institutional and Dept Support	1,029,638	337,954	28,670,124	2,968,678	177,905	194,824	1,479,717	(1,924,525)	32,934,315
Institutional and Dept Support	0	0	0	0	0	0	0	149,218	149,218
Instruction and Dept Research	40,000	17,200	0	0	0	0	0	0	57,200
Organized Research	38,330	7,038	12,676	20,816	12,771	0	8,775	5,747	106,153
Public Services	0	0	0	10	0	0	95	110	215
Sponsored Funds Administration	142,000	59,379	0	0	83	0	114,336	406,746	722,544
Sponsored Program Development	0	0	0	3,710	0	0	0	0	3,710
Total Non Sponsored Expenditures	1,512,178	528,539	29,038,373	3,327,061	223,396	206,824	2,301,265	(1,034,080)	36,103,557
Gift Accounts									
Academic Support	25,705	12,894	0	0	0	0	0	1,401	40,000
General Administration	0	0	0	0	0	0	0	15,500	15,500
General Institutional Support	0	0	0	0	27,454	0	54,930	16,796	99,180
Institutional and Dept Support	143,963	43,606	2,603	73,322	9,493	0	59,732	7,244	339,962
Total Gift Expenditures	169,668	56,500	2,603	73,322	36,947	0	114,662	40,941	494,643
Balance Accounts									
Departmental Administration	48,909	21,031	0	0	0	0	0	0	69,940
Educational Support	0	0	0	0	11,884	0	0	5,915	17,799
Institutional and Dept Support	1,839,706	714,147	189,835	405,695	450,872	31,301	1,706,529	540,165	5,878,250
Instruction and Dept Research	196,539	54,963	150,806	15,405	33,762	0	12,546	84,836	548,858
Organized Activities	0	0	0	972	0	0	0	0	972
Organized Research	55,734	23,965	55,154	10,054	32,185	0	43,637	6,657	227,386
Public Services	63,899	26,444	0	29,290	4,183	0	8,846	7,565	140,228
Training	0	0	0	0	5,045	0	0	3,568	8,613
Total Balance Expenditures	2,204,786	840,551	395,795	461,417	537,932	31,301	1,771,558	648,706	6,892,046
Third-Party Recharges Accounts									
Academic Support	0	0	0	0	0	0	0	(1,150)	(1,150)
General Institutional Support	56,966	20,551	(77,194)	181,369	6,007	0	156,356	1,793,588	2,137,642
Institutional and Dept Support	17,802	2,778	0	3,978	0	0	0	14,635,068	14,659,627
Organized Activities	10,264	4,441	0	(1)	0	0	0	2,941	17,645
Total Third-Party Recharges Expenditures	85,032	27,770	(77,194)	185,346	6,007	0	156,356	16,430,448	16,813,764
Partnership Activity Accounts									
Partnership Activity Accounts	0	0	204,168	0	652	1,608,546	1,062,022	1,580	2,876,968
Total Allocated Expenditures	\$64,050,727	\$26,239,787	\$37,057,679	\$9,443,988	\$4,289,734	\$8,934,155	\$33,142,999	\$36,323,603	\$219,482,671

**THE RESEARCH FOUNDATION FOR STATE UNIVERSITY OF NEW YORK
ALLOCATION EXPENDITURE REPORT
HISTORICAL SUMMARY**

Link to
[Table of Contents](#)
OR
[Page # Reference Index](#)

ALL BY HISTORICAL EXPENDITURES	FY 08-09	FY 09-10	FY 10-11	FY 11-12	FY 12-13
Academic Support	1,760,545	1,207,276	1,166,617	1,108,203	779,343
Alterations and Renovations	1,230,573	883,883	629,281	846,743	406,543
Departmental Administration	11,584,033	11,706,485	13,716,393	13,200,453	11,331,119
Direct Sponsored Prog Support	14,303	0	0	0	0
Educational Support	47,455	67,363	58,054	62,415	38,253
Fellowships	0	0	0	13,793	206
General Administration	15,742,546	16,647,975	12,099,466	17,472,625	15,444,295
General Institutional Support	7,998,739	7,293,543	6,453,991	7,011,162	7,808,426
Hospitals and Clinics	0	0	0	74,337	0
Institutional and Dept Support	16,518,106	14,004,899	12,856,083	13,738,260	15,456,465
Instruction and Dept Research	0	0	0	0	166,930
Instruction and Dept Research	7,805,135	4,805,208	5,999,696	5,891,242	6,743,318
Libraries	418,703	500,910	549,230	2,256,204	3,297,635
Maintenance and Operations	3,001,971	6,615,942	12,630,355	9,411,104	6,012,720
Organized Activities	1,069,263	104,736	405,434	488,039	623,802
Organized Research	4,046,608	5,670,068	7,778,193	8,538,227	9,222,977
Public Services	565,098	211,993	272,949	291,885	258,662
Scholarships	37,937	33,684	47,752	19,382	22,245
Sponsored Funds Administration	52,679,667	55,386,540	55,061,261	58,049,325	63,632,780
Sponsored Program Development	7,904,349	5,342,150	5,125,285	4,665,262	3,316,120
Student Services	1,716,702	1,525,092	592,788	1,664,451	1,255,695
Training	8,600	0	0	10,000	44,740
Total RMS Accounts	134,150,332	132,007,746	135,442,828	144,813,114	145,862,274
Royalty Accounts:					
Departmental Administration	0	1,338	1,381	0	0
General Administration	1,366,648	1,617,170	2,247,626	1,113,433	1,348,414
Institutional and Dept Support	8,996,736	4,851,226	4,780,786	3,800,230	3,955,771
Instruction and Dept Research	189,058	943,077	602,981	637,424	464,733
Organized Research	569,650	846,314	1,137,832	1,112,616	1,047,401
Sponsored Program Development	0	0	10,230	2,357	23,430
Total Royalty Expenditures:	11,122,092	8,259,124	8,780,837	6,666,059	6,839,749
Inventor Payment Accounts:					
Institutional and Dept Support	4,805,075	4,603,639	4,463,715	3,663,727	3,478,828
Organized Activities	0	317,630	137,696	309,365	120,842
Other Auxiliary	24,386	3,272	11,592	10,291	0
Total Inventor Payment Expenditures:	4,829,461	4,924,541	4,613,004	3,983,383	3,599,670

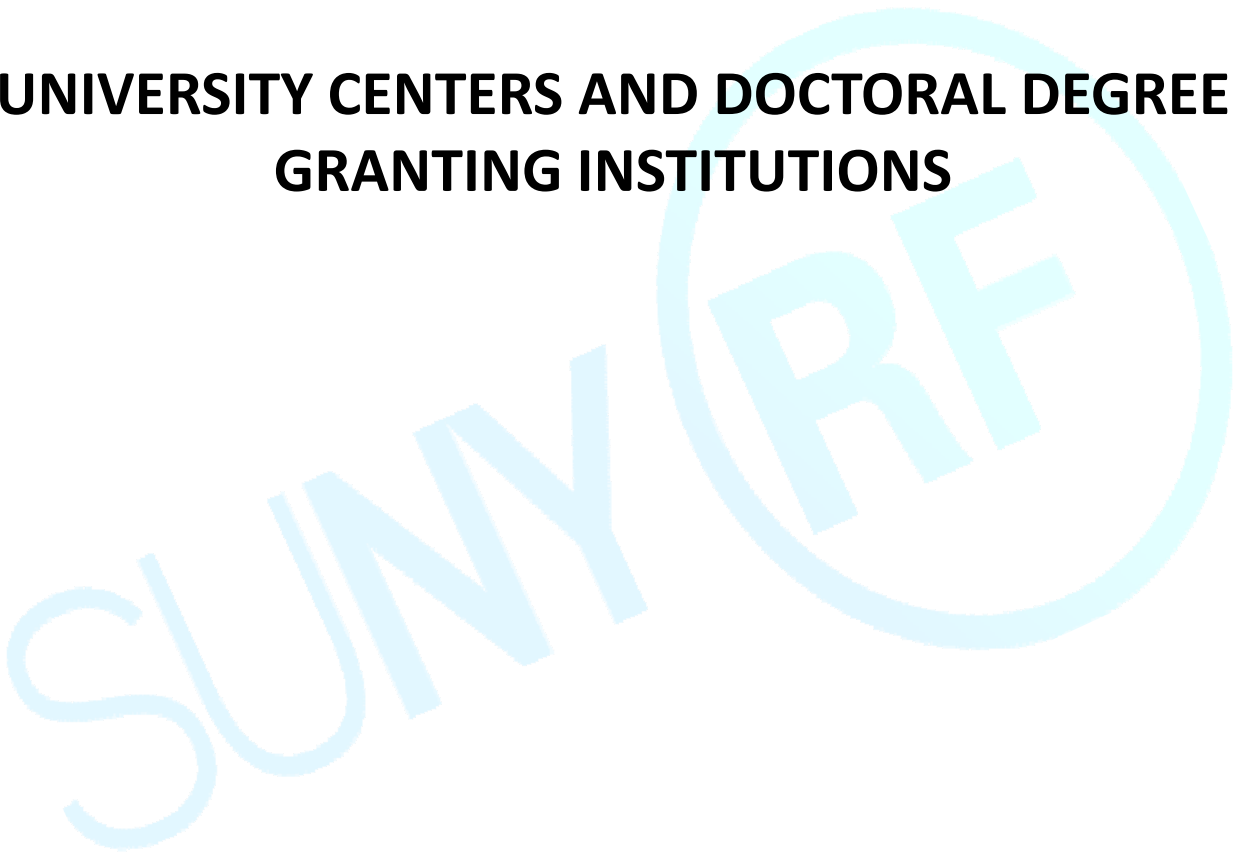
**THE RESEARCH FOUNDATION FOR STATE UNIVERSITY OF NEW YORK
ALLOCATION EXPENDITURE REPORT
HISTORICAL SUMMARY**

Link to
[Table of Contents](#)
OR
[Page # Reference Index](#)

ALL BY HISTORICAL EXPENDITURES CONTINUED	FY 08-09	FY 09-10	FY 10-11	FY 11-12	FY 12-13
Non Sponsored Accounts:					
Departmental Administration	0	78,955	5,629	5,966	(171,357)
Educational Support	(518,625)	(32,477)	17,205	16,458	21,054
Fellowships	0	3,600	3,600	4,556	2,500
General Administration	0	1,797	5,236	4,426	786,853
General Institutional Support	1,586,618	1,057,707	950,549	1,247,872	1,491,151
Institutional and Dept Support	587,649	1,626,420	2,825,614	11,914,868	32,934,315
Instruction and Dept Research	0	0	0	21,769	57,200
Organized Activities	31,038	103,551	0	0	0
Organized Research	0	1,394	11,237	73,369	106,153
Public Services	2,114	2,978	1,193	1,078	215
Sponsored Funds Administration	0	11,072	25,833	361,606	722,544
Sponsored Program Development	0	0	0	2,380	3,710
Training	1,112	195,942	615	0	0
Institutional and Dept Support	0	0	0	0	149,218
Total Non Sponsored Expenditures:	1,689,906	3,050,938	3,846,711	13,654,348	36,103,557
Gift Accounts:					
Academic Support	0	30,000	0	40,000	40,000
General Administration	133,581	19,500	46,390	24,488	15,500
General Institutional Support	191,896	132,689	110,436	208,472	99,180
Institutional and Dept Support	0	0	0	0	339,962
Total Gift Expenditures:	325,476	182,189	156,826	272,959	494,643
Balance Accounts:					
Alterations and Renovations	2,262	12,440	0	0	0
Departmental Administration	0	396,798	67,656	73,959	69,940
Educational Support	0	0	0	4,145	17,799
General Institutional Support	13,197	13,233	0	0	0
Institutional and Dept Support	3,670,632	4,980,701	4,718,211	5,461,309	5,878,250
Instruction and Dept Research	364,484	337,819	288,680	301,238	548,858
Libraries	827	2,165	567	0	0
Maintenance and Operations	0	74,534	0	0	0
Organized Activities	0	217,850	845	0	972
Organized Research	377,119	301,666	296,421	58,094	227,386
Public Services	419,326	262,201	224,702	288,930	140,228
Training	18,744	3,664	28,634	2,465	8,613
Total Balance Expenditures:	4,866,591	6,603,070	5,625,716	6,190,141	6,892,046
Third-Party Recharges Accounts:					
Academic Support	445	20	240	159	(1,150)
General Institutional Support	1,154,331	1,543,747	1,196,706	2,039,194	2,137,642
Institutional and Dept Support	1,836,872	926,471	1,695,784	13,537,330	14,659,627
Organized Activities	15,924	1,496	9,203	742	17,645
Total Third-Party Recharges Expenditures:	3,007,572	2,471,733	2,901,933	15,577,425	16,813,764
Partnership Activity Accounts					
	1,822	219,193	2,465,762	500,714	2,876,968
ALL:	159,993,252	157,718,534	163,833,618	191,658,145	219,482,671

THE RESEARCH FOUNDATION FOR STATE UNIVERSITY OF NEW YORK
ALLOCATION EXPENDITURE PROFILES

**UNIVERSITY CENTERS AND DOCTORAL DEGREE
GRANTING INSTITUTIONS**



**THE RESEARCH FOUNDATION FOR STATE UNIVERSITY OF NEW YORK
ALLOCATION EXPENDITURE REPORT
July 1, 2012 through June 30, 2013**

Link to
[Table of Contents](#)
OR
[Page # Reference Index](#)

UNIVERSITY OF ALBANY	Fringe					Building Expense	General Services	Other OTPS	Total
	Salaries	Benefits	Equipment	Supplies	Travel				
Research & Management Support									
Academic Support	0	0	0	0	7,135	0	750	16,702	24,587
Departmental Administration	809,513	350,595	0	21,638	4,942	0	64,872	196,164	1,447,723
General Administration	171,054	73,553	0	458	2,007	0	26	170,985	418,084
General Institutional Support	177,158	76,178	0	0	540	0	122,219	0	376,095
Institutional and Dept Support	1,336	194	0	118	0	0	0	437	2,084
Institutional and Dept Support	211,879	91,108	0	0	0	0	0	0	302,988
Maintenance and Operations	329,497	141,684	19,026	34,944	6,372	3,045,813	116,318	53,734	3,747,388
Organized Activities	90,783	38,463	0	(570)	1,725	948	31,710	51,643	214,701
Organized Research	1,019,288	407,945	27,157	262,177	269,995	100,562	228,622	206,739	2,522,485
Public Services	284	120	0	0	5,145	0	17,948	796	24,293
Sponsored Funds Administration	3,048,430	1,310,825	0	24,393	4,667	82	10,734	61,385	4,460,518
Student Services	43,220	18,583	0	0	0	0	0	0	61,804
Total RMS Accounts	5,902,443	2,509,248	46,183	343,158	302,528	3,147,405	593,199	758,585	13,602,749
Royalty Accounts	14,908	2,145	0	914	1,747	0	499	4,456	24,669
Inventor Payment Accounts	0	0	0	0	0	0	0	11,059	11,059
Non Sponsored Expenditures	42,759	18,363	487	7,379	388	0	3,118	162,392	234,886
Gift Accounts	0	0	0	1,698	0	0	0	1,884	3,582
Balance Accounts	451,394	178,785	0	16,492	96,911	2,711	1,234,058	94,784	2,075,136
Third-Party Recharges Accounts	0	0	0	0	0	0	0	437,493	437,493
Partnership Activity Accounts	0	0	0	0	0	0	0	0	0
Total Allocated Expenditures	6,411,504	2,708,542	46,670	369,640	401,575	3,150,116	1,830,875	1,470,651	16,389,573

THE RESEARCH FOUNDATION FOR STATE UNIVERSITY OF NEW YORK
ALLOCATION EXPENDITURE REPORT
HISTORICAL SUMMARY

Link to
[Table of Contents](#)
OR
[Page # Reference Index](#)

UNIVERSITY OF ALBANY	FY 08-09	FY 09-10	FY 10-11	FY 11-12	FY 12-13
Research & Management Support					
Academic Support	10,694	6,447	17,727	28,799	24,587
Alterations and Renovations	23,177	0	0	0	0
Departmental Administration	5,341,221	2,806,026	3,196,138	1,190,316	1,447,723
General Administration	1,175,316	40,025	214,039	235,976	418,084
General Institutional Support	342,244	277,734	292,189	306,528	376,095
Institutional and Dept Support	3,533,242	(1,112,037)	288,276	307,977	305,072
Maintenance and Operations	122,228	3,212,881	4,047,859	3,998,320	3,747,388
Organized Activities	605,347	(160,074)	74,434	92,024	214,701
Organized Research	465,220	1,455,683	1,587,458	2,338,251	2,522,485
Public Services	0	0	163,147	138,956	24,293
Sponsored Funds Administration	5,486,536	3,678,671	4,393,502	4,938,427	4,460,518
Sponsored Program Development	154,209	17,522	64	0	0
Student Services	123,104	128,426	99,663	64,347	61,804
Training	8,600	0	0	0	
Total RMS Accounts	17,391,138	10,351,305	14,374,495	13,639,920	13,602,749
Royalty Accounts	26,431	21,822	11,541	4,973	24,669
Inventor Payment Accounts	1	18,318	0	5,072	11,059
Non Sponsored Accounts	145,205	21,744	222,462	176,714	234,886
Gift Accounts	0	0	0	0	3,582
Balance Accounts	704,222	1,407,484	1,191,616	1,708,925	2,075,136
Third-Party Recharges Accounts	1,809,250	691,729	654,138	612,251	437,493
Total Expenditures	20,076,247	12,512,401	16,454,252	16,147,855	16,389,573

**THE RESEARCH FOUNDATION FOR STATE UNIVERSITY OF NEW YORK
ALLOCATION EXPENDITURE REPORT
July 1, 2012 through June 30, 2013**

Link to
[Table of Contents](#)
OR
[Page # Reference Index](#)

CNSE	Fringe				Building	General	Other	Total	
	Salaries	Benefits	Equipment	Supplies	Travel Expense	Services	OTPS		
Research Management & Support Accounts									
Departmental Administration	(42,080)	(15,430)	15,335	43,641	10,082	29,715	122,973	42,587	206,824
General Administration	2,063,870	852,711	25,416	51,176	29,958	307,460	587,783	282,998	4,201,373
Institutional and Dept Support	0	0	0	1,320	0	0	0	0	1,320
Institutional and Dept Support	204,231	78,458	852,404	47,880	19,997	34,806	622,625	182,172	2,042,572
Organized Research	0	0	0	342	0	0	0	2,295	2,637
Sponsored Funds Administration	0	0	0	0	0	0	0	1,124	1,124
Total RMS Accounts	2,226,022	915,739	893,155	144,359	60,037	371,981	1,333,381	511,175	6,455,849
Non Sponsored Accounts	293,553	126,228	28,549,736	120,954	7,117	93,612	794,134	166,453	30,151,786
Gift Accounts	30,797	13,243	2,603	16,117	0	0	0	4,634	67,393
Balance Accounts									
Institutional and Dept Support	178,549	30,604	179,408	17,385	36,949	0	20,624	67,418	530,937
Organized Research	0	0	0	0	365	0	0	0	365
Total Balance Expenditures	178,549	30,604	179,408	17,385	37,313	0	20,624	67,418	531,302
Third-Party Recharges Accounts	0	0	0	0	0	0	0	14,150,087	14,150,087
Total Allocated Expenditures	2,728,921	1,085,813	29,624,901	298,814	104,468	465,593	2,148,139	14,899,767	51,356,417

THE RESEARCH FOUNDATION FOR STATE UNIVERSITY OF NEW YORK
 ALLOCATION EXPENDITURE REPORT
HISTORICAL SUMMARY

Link to
[Table of Contents](#)
 OR
[Page # Reference Index](#)

CNSE	FY 08-09	FY 09-10	FY 10-11	FY 11-12	FY 12-13
Research & Management Support					
Departmental Administration	N/A	1,480,736	3,114,648	3,695,342	206,824
General Administration	N/A	0	0	1,254,684	4,201,373
Institutional and Dept Support	N/A	4,175,912	490,939	1,315,737	2,043,892
Organized Activities	N/A	9,459	0	0	2,637
Organized Research	N/A	195,933	40,780	30,805	1,124
Total RMS Accounts	N/A	5,862,039	3,646,367	6,296,568	6,455,849
Non Sponsored Accounts					
	N/A	543,048	60,415	10,079,345	30,151,786
Gift Accounts					
	N/A	0	0	0	67,393
Balance Accounts					
Institutional and Dept Support	N/A	196,756	231,291	243,769	530,937
Organized Research	N/A	12,246	22,421	104	365
Total Balance Expenditures	N/A	209,002	253,711	243,873	531,302
Third-Party Recharges Accounts					
	N/A	173,239	927,001	12,791,293	14,150,087
Total Expenditures	N/A	6,787,328	4,887,494	29,411,080	51,356,417

THE RESEARCH FOUNDATION FOR STATE UNIVERSITY OF NEW YORK
ALLOCATION EXPENDITURE REPORT
July 1, 2012 through June 30, 2013

Link to
[Table of Contents](#)
 OR
[Page # Reference Index](#)

BINGHAMTON	Fringe		Building General			Other		Total	
	Salaries	Benefits	Equipment	Supplies	Travel	Expense	Services		OTPS
Research Management & Support Accounts									
Departmental Administration	230,096	89,991	0	12,903	35,388	0	86,219	24,196	478,793
Educational Support	5,954	980	0	688	0	0	0	145	7,768
General Administration	174,470	75,022	0	11,889	9,604	0	1,232	6,391	278,608
General Institutional Support	57,201	16,687	22,796	108,554	106	0	0	514,312	719,656
Institutional and Dept Support	1,650	177	0	756	1,201	0	2,000	200	5,983
Institutional and Dept Support	448,038	160,830	29,974	130,178	152,499	0	49,977	95,162	1,066,659
Instruction and Dept Research	226,158	73,122	32,284	106,138	61,620	0	55,966	63,873	619,161
Organized Activities	0	0	0	975	19,503	0	21,241	4,421	46,139
Organized Research	103,192	42,833	78,102	26,109	0	0	8,835	17,412	276,483
Public Services	10,500	1,598	0	1,126	1,418	0	0	1,248	15,890
Sponsored Funds Administration	810,859	346,166	0	9,943	4,453	0	1,723	51,013	1,224,157
Sponsored Program Development	371,486	159,739	0	4,086	5,873	0	158	7,961	549,303
Total RMS Accounts	2,439,604	967,146	163,156	413,343	291,665	0	227,351	786,334	5,288,599
Royalty Accounts									
	96,139	32,015	0	4,983	3,700	0	139,120	20,629	296,586
Inventor Payment Accounts									
Institutional and Dept Support	0	0	0	0	0	0	0	140	140
Organized Activities	0	0	0	0	0	0	0	120,842	120,842
Total Inventor Payment Expenditures	0	0	0	0	0	0	0	120,982	120,982
Non Sponsored Accounts									
Departmental Administration	0	0	0	0	0	0	0	7,500	7,500
General Institutional Support	87,902	37,788	212,369	101,810	0	0	205,674	74,663	720,206
Institutional and Dept Support	36,753	14,855	0	(111)	0	0	600	0	52,097
Institutional and Dept Support	0	0	0	0	0	0	0	4,526	4,526
Instruction and Dept Research	40,000	17,200	0	0	0	0	0	0	57,200
Total Non Sponsored Expenditures	164,655	69,842	212,369	101,699	0	0	206,274	86,689	841,529
Gift Accounts									
Academic Support	25,705	12,894	0	0	0	0	0	1,401	40,000
Institutional and Dept Support	50,003	21,205	0	8,794	5,875	0	21,208	655	107,740
Total Gift Expenditures	75,708	34,099	0	8,794	5,875	0	21,208	2,056	147,740
Balance Accounts									
Departmental Administration	48,909	21,031	0	0	0	0	0	0	69,940
Institutional and Dept Support	35	14	0	0	0	0	0	0	49
Instruction and Dept Research	196,539	54,963	150,806	15,405	33,762	0	12,546	84,836	548,858
Organized Research	0	0	0	987	9,582	0	0	672	11,241
Total Balance Expenditures	245,483	76,008	150,806	16,392	43,345	0	12,546	85,507	630,088
Third-Party Recharges Accounts									
General Institutional Support	56,966	20,551	(77,194)	181,291	6,007	0	156,356	58,976	402,952
Organized Activities	10,264	4,441	0	(1)	0	0	0	2,941	17,645
Total Third-Party Recharges Expendit	67,229	24,992	(77,194)	181,290	6,007	0	156,356	61,917	420,597
Total Allocated Expenditures	3,088,819	1,204,101	449,137	726,503	350,592	0	762,855	1,164,114	7,746,121


**THE RESEARCH FOUNDATION FOR STATE UNIVERSITY OF NEW YORK
ALLOCATION EXPENDITURE REPORT
HISTORICAL SUMMARY**

Link to
[Table of Contents](#)
OR
[Page # Reference Index](#)

BINGHAMTON	FY 08-09	FY 09-10	FY 10-11	FY 11-12	FY 12-13
Research & Management Support					
Departmental Administration	630,088	938,897	823,770	608,832	478,793
Educational Support	0	0	0	1	7,768
General Administration	40,122	92,547	172,489	140,986	278,608
General Institutional Support	43,568	59,320	110,266	136,923	719,656
Institutional and Dept Support	1,231,050	498,805	621,691	1,079,353	1,072,642
Instruction and Dept Research	196,388	381,632	452,552	617,399	619,161
Organized Activities	0	38,908	50,723	72,001	46,139
Organized Research	12,488	136,060	51,535	289,611	276,483
Public Services	0	30,484	0	37,947	15,890
Sponsored Funds Administration	976,635	1,066,429	1,100,824	1,191,920	1,224,157
Sponsored Program Development	469,308	509,318	523,552	554,461	549,303
Total RMS Accounts	3,599,646	3,752,401	3,907,402	4,729,435	5,288,599
Royalty Accounts					
	100,895	389,352	119,941	314,560	296,586
Inventor Payment Accounts					
Institutional and Dept Support	142,753	0	0	0	140
Organized Activities	0	317,630	137,696	309,365	120,842
Total Inventor Payment Expenditures	142,753	317,630	137,696	309,365	120,982
Non Sponsored Accounts					
Departmental Administration	0	65,470	1,816	0	7,500
General Institutional Support	29,285	36,962	188,630	323,127	720,206
Institutional and Dept Support	0	0	342,939	99,376	56,623
Instruction and Dept Research	0	0	0	21,769	57,200
Total Non Sponsored Expenditures	29,285	102,432	533,385	444,272	841,529
Gift Accounts					
Academic Support	0	30,000	0	40,000	40,000
General Institutional Support	7,614	0	0	0	107,740
Total Gift Expenditures	7,614	30,000	0	40,000	147,740
Balance Accounts					
Departmental Administration	0	76,402	67,656	73,959	69,940
Institutional and Dept Support	0	0	0	54,155	49
Instruction and Dept Research	364,484	337,819	288,680	301,238	548,858
Organized Research	0	0	0	0	11,241
Total Balance Expenditures	364,484	414,221	356,336	429,352	630,088
Third-Party Recharges Accounts					
General Institutional Support	27,794	48,204	26,861	273,233	402,952
Organized Activities	15,924	1,496	9,203	742	17,645
Total Third-Party Recharges Expenditures	43,718	49,699	36,064	273,975	420,597
Total Expenditures	4,288,395	5,055,735	5,090,826	6,540,958	7,746,121

**THE RESEARCH FOUNDATION FOR STATE UNIVERSITY OF NEW YORK
ALLOCATION EXPENDITURE REPORT
July 1, 2012 through June 30, 2013**

Link to
[Table of Contents](#)
OR
[Page # Reference Index](#)

	Fringe				Building	General	Other	Total
	Salaries	Benefits	Equipment	Supplies	Travel Expense	Services	OTPS	
Research Management & Support Accounts								
Academic Support	0	0	0	0	0	0	3,000	3,000
Alterations and Renovations	265	116	21,012	8,193	0	0	3,451	33,779
Departmental Administration	3,887,969	1,548,208	671,316	454,821	316,276	130,468	228,600	7,569,966
Educational Support	0	0	0	0	0	0	711	27,321
Fellowships	0	0	0	(387)	98	0	0	206
General Administration	703,767	299,314	6,264	34,763	5,399	12,000	124,218	1,314,598
General Institutional Support	82,439	33,800	0	3,796	4,189	12,587	7,247	139,977
Institutional and Dept Support	31,710	6,243	0	14,243	1,049	0	2,057	32,329
Institutional and Dept Support	0	0	958,580	23,133	8,894	0	422	996,351
Libraries	0	0	0	550	0	0	0	249,968
Maintenance and Operations	9,926	7,457	0	0	304,444	0	201,225	523,051
Organized Research	698,229	239,850	473,158	303,619	176,022	(7,984)	147,606	2,129,884
Public Services	2,199	945	0	195	234	0	0	4,288
Scholarships	0	0	0	17,431	0	0	4,813	22,245
Sponsored Funds Administration	4,957,197	2,103,067	5,332	55,402	37,394	75,163	1,087,595	8,379,075
Sponsored Program Development	833,201	344,512	12,100	46,366	44,400	0	76,229	1,486,928
Student Services	44,560	19,161	0	1,688	76,377	0	2,450	176,339
Total RMS Accounts	11,251,462	4,602,672	2,147,762	963,813	974,775	222,233	1,886,626	23,089,304
Royalty Accounts								
Institutional and Dept Support	(112)	(15)	0	20,915	0	69	65	21,071
Organized Research	54,011	19,061	4,803	15,774	3,928	0	33,702	135,532
Total Royalty Expenditures	53,899	19,046	4,803	36,689	3,928	69	33,767	156,602
Inventor Payment Accounts								
	0	0	0	0	0	0	0	167,702
Non Sponsored Accounts								
Departmental Administration	11,877	4,889	(155,506)	2,452	1,543	0	60	(178,857)
General Administration	0	0	0	0	0	0	269,829	269,829
General Institutional Support	151,486	62,706	7,623	2,139	5,394	12,000	206,989	402,563
Institutional and Dept Support	203,202	48,806	0	2,675,378	21,333	0	2,396	382,482
Organized Research	23,305	4,685	12,676	18,354	12,771	0	8,775	86,016
Sponsored Funds Administration	0	0	0	0	0	0	0	(17,852)
Sponsored Program Development	0	0	0	3,710	0	0	0	3,710
Total Non Sponsored Expenditures	389,869	121,085	(135,207)	2,702,034	41,042	12,000	488,050	947,891
Gift Accounts								
	42,186	6,117	0	16,353	2,150	0	4,549	71,355
Balance Accounts								
Institutional and Dept Support	52,491	19,671	0	18,188	4,516	0	21,227	129,136
Organized Research	7,184	3,089	7,976	6,710	16,378	0	43,487	87,217
Training	0	0	0	0	5,045	0	0	8,613
Total Balance Expenditures	59,676	22,760	7,976	24,898	25,939	0	64,714	224,966
Third-Party Recharges Accounts								
	0	0	0	0	0	0	0	612,357
Total Allocated Expenditures	11,797,092	4,771,681	2,025,334	3,743,786	1,047,834	234,302	2,477,706	(827,557) 25,270,178

**THE RESEARCH FOUNDATION FOR STATE UNIVERSITY OF NEW YORK
ALLOCATION EXPENDITURE REPORT
HISTORICAL SUMMARY**

Link to
[Table of Contents](#)
OR
[Page # Reference Index](#)

BUFFALO	FY 08-09	FY 09-10	FY 10-11	FY 11-12	FY 12-13
Research & Management Support					
Academic Support	0	40,873	7,038	1,998	3,000
Alterations and Renovations	0	0	0	25,810	33,779
Departmental Administration	4,245,628	5,419,763	5,614,080	6,573,177	7,569,966
Educational Support	46,128	27,001	24,208	46,674	27,321
Fellowships	0	0	0	13,793	206
General Administration	3,224,499	2,837,142	2,680,840	1,743,125	1,314,598
General Institutional Support	359,979	582,121	268,596	447,614	139,977
Institutional and Dept Support	100,649	23,945	247,199	46,107	1,028,680
Instruction and Dept Research	4,853	2,291	62	454	0
Libraries	183,379	316,620	250,282	249,752	249,968
Maintenance and Operations	1,222,788	1,100,181	757,883	750,126	523,051
Organized Activities	158	0	0	0	0
Organized Research	1,251,753	665,977	1,769,808	1,677,071	2,129,884
Public Services	172,044	66,996	1,407	9,756	4,288
Scholarships	37,937	33,684	47,752	19,382	22,245
Sponsored Funds Administration	7,037,076	8,300,522	7,061,297	8,276,291	8,379,075
Sponsored Program Development	4,111,499	1,646,586	1,585,125	1,495,463	1,486,928
Student Services	1,166,452	393,765	140,474	207,054	176,339
Total RMS Accounts	23,164,822	21,457,468	20,456,050	21,583,646	23,089,304
Royalty Accounts					
Institutional and Dept Support	38,105	130,593	52,609	28,795	21,071
Organized Research	57,975	33,634	389,746	185,247	135,532
Total Royalty Expenditures	96,080	164,226	442,356	214,041	156,602
Inventor Payment Accounts	223,719	291,535	609,024	185,016	167,702
Non Sponsored Accounts					
Departmental Administration	0	13,484	3,813	5,966	(178,857)
General Administration	0	1,797	5,236	2,453	269,829
General Institutional Support	66,018	114,080	113,159	113,392	402,563
Institutional and Dept Support	224,678	197,215	308,918	208,232	382,482
Organized Research	0	1,394	11,237	73,369	86,016
Sponsored Funds Administration	0	0	0	179,368	(17,852)
Sponsored Program Development	0	0	0	2,380	3,710
Total Non Sponsored Expenditures	290,696	327,970	442,363	585,159	947,891
Gift Accounts	0	0	0	34,503	71,355
Balance Accounts					
Institutional and Dept Support	60,097	159,535	136,949	150,133	129,136
Organized Research	246,150	161,783	135,656	53,253	87,217
Training	18,744	3,664	28,634	2,465	8,613
Total Balance Expenditures	324,991	324,982	301,239	205,851	224,966
Third-Party Recharges Accounts	324,991	324,982	301,239	476,441	612,357
Total Expenditures	24,425,298	22,891,163	22,552,271	23,284,657	25,270,177

**THE RESEARCH FOUNDATION FOR STATE UNIVERSITY OF NEW YORK
ALLOCATION EXPENDITURE REPORT
July 1, 2012 through June 30, 2013**

Link to
[Table of Contents](#)
OR
[Page # Reference Index](#)

STONY BROOK	Fringe					Building	General		Total
	Salaries	Benefits	Equipment	Supplies	Travel	Expense	Services	Other OTPS	
Research Management & Support Accounts									
Academic Support	32,735	4,889	1,749	28,917	(20,286)	0	(110,272)	432,578	370,309
Alterations and Renovations	126,294	54,296	5,734	9,965	(3,279)	69,141	107,922	2,691	372,764
Departmental Administration	468,002	175,972	309,413	199,647	99,570	66,228	61,154	137,671	1,517,657
General Administration	2,676,385	1,135,196	135,303	24,952	11,780	790,811	1,052,965	238,583	6,065,976
General Institutional Support	3,596,653	1,545,621	350	31,033	2,249	0	6,138	748,931	5,930,976
Institutional and Dept Support	3,126,835	1,256,961	508,290	253,947	178,407	253,280	713,105	866,571	7,157,395
Instruction and Dept Research	949,871	343,477	268,315	462,353	325,848	371,947	436,210	1,191,857	4,349,878
Libraries	0	0	0	0	1,000	0	12,895	2,927,953	2,941,848
Maintenance and Operations	611,509	259,010	178	115,800	81	0	585,933	(266,372)	1,306,138
Organized Activities	33,688	14,486	6,773	4,646	5,589	835	5,101	26,696	97,815
Organized Research	1,189,271	386,252	757,573	309,518	174,741	23,510	395,755	475,285	3,711,906
Public Services	0	0	0	2,693	2,535	478	200	23,890	29,796
Sponsored Funds Administration	2,767,643	1,185,759	6,191	160,974	41,012	0	75,493	163,985	4,401,058
Sponsored Program Development	0	0	0	0	292	0	14,000	9,255	23,547
Student Services	163,517	66,448	6,855	12,266	89,546	0	538,858	140,063	1,017,553
Training	33,141	8,125	0	0	144	0	0	3,330	44,740
Total RMS Accounts	15,775,544	6,436,493	2,006,724	1,616,713	909,228	1,576,231	3,895,456	7,122,967	39,339,356
Royalty Accounts									
General Administration	0	0	0	0	0	0	0	1,348,414	1,348,414
Institutional and Dept Support	661,425	232,922	98,240	387,467	57,756	9,644	173,399	1,864,429	3,485,281
Instruction and Dept Research	209,041	70,191	11,162	94,038	7,765	28,500	11,029	33,007	464,733
Organized Research	404,840	123,152	31,620	188,151	21,660	0	49,418	93,027	911,869
Total Royalty Expenditures	1,275,307	426,265	141,022	669,656	87,181	38,144	233,845	3,338,877	6,210,297
Inventor Payment Accounts	0	0	0	0	0	0	0	3,267,232	3,267,232
Non Sponsored Accounts									
General Administration	0	0	291,088	225,936	0	0	0	0	517,024
General Institutional Support	0	0	0	28	1,095	0	0	183,754	184,878
Institutional and Dept Support	360,718	90,188	119,901	111,278	107,073	642	24,903	84,101	898,802
Total Non Sponsored Expenditures	360,718	90,188	410,989	337,242	108,168	642	24,903	267,855	1,600,704
Gift Expenditures	20,977	3,042	0	12,630	1,468	0	25,000	72	63,188
Balance Expenditures	24,233	9,837	2,838	30,724	58,452	7,606	195,545	97,910	427,144
Third-Party Recharges Accounts									
General Institutional Support	0	0	0	0	0	0	0	1,003,899	1,003,899
Institutional and Dept Support	0	0	0	0	0	0	0	39,438	39,438
Total Third-Party Recharges	0	0	0	0	0	0	0	1,043,337	1,043,337
Partnership Activity	0	0	204,168	0	652	1,608,546	1,062,022	1,580	2,876,968
Total Allocated Expenditures	17,456,779	6,965,824	2,765,741	2,666,964	1,165,148	3,231,169	5,436,771	15,139,829	54,828,226

THE RESEARCH FOUNDATION FOR STATE UNIVERSITY OF NEW YORK
ALLOCATION EXPENDITURE REPORT
HISTORICAL SUMMARY

Link to
[Table of Contents](#)
OR
[Page # Reference Index](#)

STONY BROOK	FY 08-09	FY 09-10	FY 10-11	FY 11-12	FY 12-13
Research & Management Support					
Academic Support	1,245,527	772,823	787,178	714,934	370,309
Alterations and Renovations	1,207,395	883,883	629,281	732,481	372,764
Departmental Administration	1,298,756	967,964	879,316	1,015,452	1,517,657
General Administration	5,672,040	5,196,259	4,909,124	4,924,601	6,065,976
General Institutional Support	6,556,092	5,786,883	5,301,920	5,654,161	5,930,976
Institutional and Dept Support	6,553,901	6,428,166	6,774,668	7,348,112	7,157,395
Instruction and Dept Research	4,598,056	2,334,554	3,423,908	3,343,280	4,349,878
Libraries	95,912	17,216	159,015	1,855,834	2,941,848
Maintenance and Operations	1,417,236	2,055,279	7,567,576	4,422,235	1,306,138
Organized Activities	69,928	68,422	37,120	74,295	97,815
Organized Research	1,825,159	2,852,230	3,566,581	3,660,294	3,711,906
Public Services	306,760	43,980	25,298	24,507	29,796
Sponsored Funds Administration	4,843,581	4,708,202	5,148,808	5,357,372	4,401,058
Sponsored Program Development	66,133	81,250	147,868	59,207	23,547
Student Services	427,147	1,002,901	352,651	1,393,050	1,017,553
Training	0	0	0	0	44,740
Total RMS Accounts	36,183,624	33,200,012	39,710,313	40,579,814	39,339,356
Royalty Accounts					
General Administration	1,366,648	1,617,170	2,247,626	1,113,433	1,348,414
Institutional and Dept Support	8,355,697	4,325,249	4,535,364	3,492,639	3,485,281
Instruction and Dept Research	189,058	653,738	551,157	489,576	464,733
Organized Research	511,676	812,680	748,086	927,370	911,869
Total Royalty Expenditures	10,423,079	7,408,836	8,082,233	6,023,018	6,210,297
Inventor Payment Accounts					
	4,431,128	4,280,705	3,831,434	3,423,019	3,267,232
Non Sponsored Accounts					
General Administration	0	0	0	0	517,024
General Institutional Support	1,180,306	805,292	597,779	669,369	184,878
Institutional and Dept Support	83,315	322,401	1,189,894	613,865	898,802
Total Non Sponsored Expenditures	1,263,622	1,127,692	1,787,674	1,283,234	1,600,704
Gift Accounts					
	0	0	0	0	63,188
Balance Accounts					
	408,273	517,959	684,293	383,122	427,144
Third-Party Recharges Accounts					
Institutional and Dept Support	0	0	0	38,676	39,438
General Institutional Support	766,253	923,355	729,689	1,259,575	1,003,899
Total Third-Party Recharges Expenditures	766,253	923,355	729,689	1,298,251	1,043,337
Partnership Activity Accounts					
	1,822	219,193	2,465,762	500,714	2,876,968
Total Expenditures	53,477,801	47,677,754	57,291,398	53,491,173	54,828,226

**THE RESEARCH FOUNDATION FOR STATE UNIVERSITY OF NEW YORK
ALLOCATION EXPENDITURE REPORT
July 1, 2012 through June 30, 2013**

Link to
[Table of Contents](#)
OR
[Page # Reference Index](#)

DOWNSTATE MEDICAL	Fringe				Building		General	Other	Total
	Salaries	Benefits	Equipment	Supplies	Travel	Expense	Services	OTPS	
Research Management & Support Accounts									
Academic Support	0	0	0	27,240	12,466	0	77,397	25,719	142,820
General Administration	16,000	6,880	9,022	5,672	0	26,665	10,456	0	74,696
General Institutional Support	85,968	36,966	0	0	0	0	135,566	0	258,500
Institutional and Dept Support	363,870	160,648	12,018	154,649	17,977	7,500	37,392	47,799	801,854
Instruction and Dept Research	92,113	39,609	0	119,498	5,828	0	34,310	72,394	363,751
Libraries	0	0	0	39,238	0	0	20,099	6,965	66,302
Maintenance and Operations	0	0	99,260	0	0	0	0	0	99,260
Organized Activities	51,779	23,020	0	122,447	19,688	0	10,332	37,879	265,146
Organized Research	4,154	1,786	0	30,491	0	0	736	7,555	44,721
Sponsored Funds Administration	2,241,961	964,044	0	39,112	12,524	0	195,795	216,645	3,670,080
Total RMS Accounts	2,855,845	1,232,953	120,300	538,347	68,483	34,165	522,083	414,955	5,787,131
Non Sponsored Accounts	200	80	0	6,804	0	0	608,568	11,179	626,831
Gift Accounts	0	0	0	17,730	0	0	0	0	17,730
Balance Accounts									
Institutional and Dept Support	331,702	145,930	0	136,109	66,354	0	32,147	75,049	787,290
Public Services	0	0	0	19,860	448	0	0	130	20,438
Total Balance Expenditures	331,702	145,930	0	155,969	66,802	0	32,147	75,179	807,728
Total Allocated Expenditures	3,187,747	1,378,963	120,300	718,850	135,285	34,165	1,162,798	501,313	7,239,421

THE RESEARCH FOUNDATION FOR STATE UNIVERSITY OF NEW YORK
 ALLOCATION EXPENDITURE REPORT
HISTORICAL SUMMARY

Link to
[Table of Contents](#)
 OR
[Page # Reference Index](#)

DOWNSTATE MEDICAL	FY 08-09	FY 09-10	FY 10-11	FY 11-12	FY 12-13
Research & Management Support					
Academic Support	12,999	11,841	50,346	110,031	142,820
Alterations and Renovations	0	0	0	88,452	0
Departmental Administration	0	93	0	0	0
Direct Sponsored Prog Support	14,303	0	0	0	0
General Administration	0	0	800	80,776	74,696
General Institutional Support	367,362	201,670	117,248	126,168	258,500
Institutional and Dept Support	426,716	457,397	531,657	1,043,354	801,854
Instruction and Dept Research	557,345	472,422	512,851	400,676	363,751
Libraries	37,296	60,546	28,072	58,133	66,302
Organized Activities	385,272	148,020	243,156	249,719	265,146
Organized Research	6,372	14,752	52,072	139,517	44,721
Public Services	0	0	0	0	0
Sponsored Funds Administration	4,175,375	3,690,007	3,506,479	3,775,525	3,670,080
Sponsored Program Development	0	0	0	0	0
Training	0	0	0	10,000	0
Maintenance and Operations	0	0	0	0	99,260
Total RMS Accounts	5,983,039	5,056,747	5,042,681	6,082,351	5,787,131
Inventor Payment Accounts					
Institutional and Dept Support	11	0	17,728	22,000	0
Other Auxiliary	24,386	3,272	11,592	10,291	0
Total Inventor Payment Expenditures	24,397	3,272	29,320	32,291	0
Non Sponsored Accounts	5,059	4,799	34,869	47,131	626,831
Gift Accounts	0	0	0	0	17,730
Balance Accounts					
Institutional and Dept Support	429,080	581,963	820,110	668,306	787,290
Organized Research	31,787	14,143	0	0	0
Public Services	385,976	196,934	158,537	124,003	20,438
Total Balance Expenditures	846,844	793,039	978,647	792,309	807,728
Total Expenditures	6,859,339	5,857,856	6,085,517	6,954,082	7,239,421

**THE RESEARCH FOUNDATION FOR STATE UNIVERSITY OF NEW YORK
ALLOCATION EXPENDITURE REPORT
July 1, 2012 through June 30, 2013**

Link to
[Table of Contents](#)
OR
[Page # Reference Index](#)

UPSTATE MEDICAL	Fringe				Building General		Other		Total
	Salaries	Benefits	Equipment	Supplies	Travel	Expense	Services	OTPS	
Research Management & Support Accounts									
Departmental Administration	53,734	23,105	0	0	0	0	0	0	76,839
General Administration	1,858,522	799,113	0	0	0	0	0	0	2,657,636
General Institutional Support	52,779	22,651	0	0	0	0	0	0	75,429
Institutional and Dept Support	10,000	4,300	0	0	0	0	0	0	14,300
Institutional and Dept Support	554,285	237,923	8,775	(22,668)	18,434	52,908	24,053	1,936	875,646
Instruction and Dept Research	907,304	390,107	0	3,869	13,365	0	5,984	87,502	1,408,131
Maintenance and Operations	0	0	0	0	0	39,328	0	0	39,328
Organized Research	87,313	37,545	0	956	0	0	0	2,237	128,051
Sponsored Funds Administration	837,236	360,754	13,500	9,549	35,380	0	14,908	23,742	1,295,068
Sponsored Program Development	158,222	68,036	0	577	0	0	900	148,855	376,590
Total RMS Accounts	4,519,396	1,943,534	22,275	(7,717)	67,179	92,235	45,845	264,272	6,947,018
Royalty Accounts	0	0	0	166	5,137	0	118,709	2,316	126,329
Inventor Payment Accounts	0	0	0	0	0	0	0	1,949	1,949
Non Sponsored Accounts	34,420	14,801	0	1,707	660	0	720	68,178	120,485
Gift Accounts	0	0	0	0	0	0	8,975	0	8,975
Balance Accounts									
Institutional and Dept Support	349,052	150,506	5,565	142,553	89,966	13,476	82,811	54,131	888,060
Organized Research	44,207	19,009	0	722	1,154	0	150	984	66,225
Total Balance Expenditures	393,259	169,515	5,565	143,275	91,121	13,476	82,961	55,115	954,286
Total Allocated Expenditures	4,947,075	2,127,849	27,840	137,430	164,096	105,711	257,210	391,831	8,159,042

THE RESEARCH FOUNDATION FOR STATE UNIVERSITY OF NEW YORK
 ALLOCATION EXPENDITURE REPORT
HISTORICAL SUMMARY

Link to
[Table of Contents](#)
 OR
[Page # Reference Index](#)

UPSTATE MEDICAL	FY 08-09	FY 09-10	FY 10-11	FY 11-12	FY 12-13
Research & Management Support					
Departmental Administration	63,572	67,204	71,311	78,841	76,839
General Administration	2,776,833	2,777,209	2,742,175	2,713,246	2,657,636
General Institutional Support	88,363	58,909	56,810	106,590	75,429
Hospitals and Clinics	0	0	0	74,337	0
Institutional and Dept Support	2,253,043	2,199,025	1,360,472	1,345,362	889,946
Instruction and Dept Research	2,449,682	1,614,309	1,610,323	1,528,185	1,408,131
Maintenance and Operations	117,732	120,108	122,520	124,968	39,328
Organized Research	2,620	3,457	609	0	128,051
Sponsored Funds Administration	659,883	702,605	931,886	1,121,306	1,295,068
Sponsored Program Development	308,541	264,758	278,823	290,236	376,590
Total RMS Accounts	8,720,269	7,807,583	7,174,928	7,383,071	6,947,018
Royalty Accounts	448,725	262,625	100,286	111,526	126,329
Inventor Payment Accounts	150	650	465	266	1,949
Non Sponsored Accounts	36,130	213,119	108,244	78,447	120,485
Gift Accounts	0	0	0	0	8,975
Balance Accounts					
Institutional and Dept Support	1,034,296	1,046,143	955,161	1,301,677	888,060
Organized Research	61,751	109,437	116,906	(7,900)	66,225
Total Balance Expenditures	1,096,047	1,155,580	1,072,067	1,293,777	954,286
Total Expenditures	10,301,321	9,439,557	8,455,991	8,867,087	8,159,042

**THE RESEARCH FOUNDATION FOR STATE UNIVERSITY OF NEW YORK
ALLOCATION EXPENDITURE REPORT
July 1, 2012 through June 30, 2013**

Link to
[Table of Contents](#)
OR
[Page # Reference Index](#)

SUNY ESF	Fringe				Travel	Building Expense	General Services	Other OTPS	Total
	Salaries	Benefits	Equipment	Supplies					
Research Management & Support Accounts									
Academic Support	33,916	14,531	0	0	0	2,040	12,000	8,072	70,559
General Administration	(5,026)	(471)	0	0	0	0	1,276	0	(4,221)
General Institutional Support	2,340	1,006	0	948	2,021	0	3,250	5,827	15,392
Instruction and Dept Research	0	0	0	2,396	0	0	0	0	2,396
Libraries	27,854	11,663	0	0	0	0	0	0	39,518
Maintenance and Operations	85,703	36,852	0	0	0	0	0	0	122,556
Organized Research	43,836	13,725	31,000	87,854	70,368	(1,520)	2,292	55,688	303,242
Organized Research	0	0	0	1,758	2,102	0	0	812	4,672
Public Services	78,073	33,536	0	3,324	0	0	5,800	5,210	125,943
Sponsored Funds Administration	707,471	304,210	7,201	5,215	5,897	0	3,584	31,496	1,065,073
Sponsored Program Development	38,000	16,340	0	0	0	0	0	0	54,340
Total RMS Accounts	1,012,167	431,392	38,201	101,495	80,388	520	28,201	107,105	1,799,470
Royalty Accounts	1,064	236	0	0	0	0	0	0	1,300
Inventor Payment Accounts	0	0	0	0	0	0	0	29,873	29,873
Non Sponsored Accounts									
Educational Support	0	0	0	0	18,361	0	0	2,693	21,054
Fellowships	0	0	0	0	0	0	0	2,500	2,500
General Institutional Support	10,945	1,587	0	905	4,116	0	0	14,162	31,715
Institutional and Dept Support	1,234	210	0	1,544	0	0	0	2,038	5,026
Institutional and Dept Support	0	0	0	0	0	0	0	23,123	23,123
Organized Research	15,025	2,353	0	2,462	0	0	0	298	20,138
Public Services	0	0	0	10	0	0	95	110	215
Total Non Sponsored Expenditures	27,204	4,150	0	4,921	22,477	0	95	44,924	103,770
Balance Accounts									
Institutional and Dept Support	1,696	728	0	1,516	0	0	2,183	3,019	9,142
Organized Research	4,342	1,867	47,178	1,636	4,706	0	0	2,609	62,338
Public Services	63,899	26,444	0	8,923	3,149	0	8,846	7,045	118,305
Total Balance Expenditures	69,937	29,040	47,178	12,075	7,854	0	11,028	12,673	189,786
Third-Party Recharges Accounts									
Academic Support	0	0	0	0	0	0	0	(1,150)	(1,150)
General Institutional Support	0	0	0	78	0	0	0	118,356	118,435
Institutional and Dept Support	17,802	2,778	0	3,978	0	0	0	8,050	32,608
Total Third-Party Recharges Expendit	17,802	2,778	0	4,056	0	0	0	125,256	149,893
Total Allocated Expenditures	1,128,174	467,596	85,379	122,547	110,719	520	39,324	319,832	2,274,092

**THE RESEARCH FOUNDATION FOR STATE UNIVERSITY OF NEW YORK
ALLOCATION EXPENDITURE REPORT
HISTORICAL SUMMARY**

Link to
[Table of Contents](#)
OR
[Page # Reference Index](#)

SUNY ESF	FY 08-09	FY 09-10	FY 10-11	FY 11-12	FY 12-13
Research & Management Support					
Academic Support	283	14,306	14,921	12,932	70,559
Educational Support	0	354	0	0	
General Administration	162,440	7,191	76,175	85,302	(4,221)
General Institutional Support	0	6,234	23,362	20,220	15,392
Institutional and Dept Support	0	0	0	0	0
Instruction and Dept Research	0	0	0	0	2,396
Libraries	87,117	91,528	96,861	77,485	39,518
Maintenance and Operations	117,239	123,088	128,435	97,228	122,556
Organized Activities	2,799	0	0	0	4,672
Organized Research	416,943	333,063	678,746	307,738	303,242
Public Services	86,294	70,533	83,096	80,720	125,943
Sponsored Funds Administration	856,092	899,751	947,100	1,007,897	1,065,073
Sponsored Program Development	96,671	88,498	92,658	55,805	54,340
Total RMS Accounts	1,825,878	1,634,545	2,141,354	1,745,328	1,799,470
Royalty Accounts	0	0	4,676	(4,676)	1,300
Inventor Payment Accounts	3,313	11,419	3,898	0	29,873
Non Sponsored Accounts					
Educational Support	(518,625)	(32,477)	17,205	16,458	21,054
Fellowships	0	3,600	3,600	4,556	2,500
General Institutional Support	32,511	69,030	50,981	24,027	31,715
Institutional and Dept Support	0	14,376	5,392	22,559	28,149
Public Services	2,114	2,978	1,193	1,078	215
Training	1,112	195,942	615	0	0
Organized Research	0	0	0	0	20,138
Total Non Sponsored Expenditures	(482,887)	253,449	78,986	68,678	103,770
Balance Accounts					
General Institutional Support	5,243	355	0	0	0
Institutional and Dept Support	15,118	10,944	18,641	11,677	9,142
Organized Research	8,703	3,965	20,929	12,637	62,338
Public Services	24,601	53,978	12,725	90,959	118,305
Total Balance Expenditures	53,664	69,242	52,295	115,272	189,786
Third-Party Recharges Accounts					
Academic Support	445	20	240	159	(1,150)
General Institutional Support	69,450	64,934	41,606	29,945	118,435
Institutional and Dept Support	27,621	61,503	114,645	92,110	32,608
Total Third-Party Recharges Expenditures	97,516	126,457	156,491	122,214	149,893
Total Expenditures	1,497,484	2,095,112	2,437,699	2,046,817	2,274,092

**THE RESEARCH FOUNDATION FOR STATE UNIVERSITY OF NEW YORK
ALLOCATION EXPENDITURE REPORT
July 1, 2012 through June 30, 2013**

Link to
[Table of Contents](#)
OR
[Page # Reference Index](#)

COLLEGE OF OPTOMETRY	Fringe				Travel	Building Expense	General Services	Other OTPS	Total
	Salaries	Benefits	Equipment	Supplies					
Research Management & Support Accounts									
General Institutional Support	69,349	29,820	7,828	29,163	6	0	24,757	23,935	184,858
Organized Research	7,167	3,082	0	4,473	2,782	0	0	0	17,504
Sponsored Funds Administration	7,337	3,485	725,769	32,527	13,887	42,325	11,431	163,447	1,000,207
Sponsored Program Development	134,104	58,516	17,095	34,449	3,343	0	37,755	(8,993)	276,270
Total RMS Accounts	217,957	94,904	750,692	100,612	20,018	42,325	73,943	178,388	1,478,839
Inventor Payment Accounts	0	0	0	0	0	0	0	825	825
Balance Accounts									
Institutional and Dept Support	12,105	5,165	1,088	5,958	1,297	0	0	15,832	41,444
Organized Activities	0	0	0	972	0	0	0	0	972
Total Balance Expenditures	12,105	5,165	1,088	6,930	1,297	0	0	15,832	42,417
Total Allocated Expenditures	230,062	100,069	751,779	107,542	21,315	42,325	73,943	195,045	1,522,081

HISTORICAL SUMMARY

COLLEGE OF OPTOMETRY	FY 08-09	FY 09-10	FY 10-11	FY 11-12	FY 12-13
	Research & Management Support				
General Administration	22,433	0	0	0	
General Institutional Support	212,837	244,545	244,227	77,835	184,858
Organized Research	31	0	391	2,079	17,504
Sponsored Funds Administration	11,069	109,460	101,458	25,063	1,000,207
Sponsored Program Development	270,664	138,142	103,182	161,391	276,270
Total RMS Accounts	517,034	492,147	449,259	266,367	1,478,839
Royalty Accounts	26,181	11,649	9,272	0	0
Inventor Payment Accounts	0	0	1,166	0	825
Balance Accounts					
Institutional and Dept Support	8,605	10,569	74,505	120,223	41,444
Organized Activities	0	0	845	0	972
Organized Research	0	0	510	0	0
Total Balance Expenditures	8,605	10,569	75,860	120,223	42,417
Total Expenditures	551,820	514,364	535,557	386,590	1,522,081

THE RESEARCH FOUNDATION FOR STATE UNIVERSITY OF NEW YORK
ALLOCATION EXPENDITURE PROFILES

UNIVERSITY COLLEGES



THE RESEARCH FOUNDATION FOR STATE UNIVERSITY OF NEW YORK
 ALLOCATION EXPENDITURE REPORT
 July 1, 2012 through June 30, 2013

Link to
[Table of Contents](#)
 OR
[Page # Reference Index](#)

SUNY BROCKPORT	Fringe					Building	General	Other	Total
	Salaries	Benefits	Equipment	Supplies	Travel				
Research Management & Support Accounts									
Educational Support	0	0	0	0	2,604	0	0	0	2,604
Sponsored Funds Administration	157,288	67,503	0	735	477	0	2,030	3,051	231,083
Sponsored Program Development	0	0	0	200	1,776	0	0	1,250	3,226
Total RMS Accounts	157,288	67,503	0	935	4,856	0	2,030	4,301	236,913
Balance Accounts									
Institutional and Dept Support	47,017	18,493	0	3,946	(128)	0	0	(75)	69,252
Public Services	0	0	0	507	0	0	0	390	897
Total Balance Expenditures	47,017	18,493	0	4,453	(128)	0	0	315	70,150
Total Allocated Expenditures	204,304	85,995	0	5,389	4,728	0	2,030	4,616	307,062

HISTORICAL SUMMARY

SUNY BROCKPORT	FY 08-09	FY 09-10	FY 10-11	FY 11-12	FY 12-13
Research & Management Support					
Academic Support	5,827	0	0	0	0
Educational Support	1,327	0	0	0	2,604
Maintenance and Operations	4,748	4,405	6,083	18,227	0
Organized Activities	0	0	0	0	0
Sponsored Funds Administration	259,639	260,833	242,508	213,139	231,083
Sponsored Program Development	2,747	0	300	358	3,226
Total RMS Accounts	274,288	265,238	248,891	231,724	236,913
Royalty Accounts	0	102.01	0	0	0
Balance Accounts					
Institutional and Dept Support	3,704	41,178	10,155	89,831	69,252
Public Services	8,520	2,586	0	1,749	897
Total Balance Expenditures	12,224	43,764	10,155	91,581	70,150
Total Expenditures	286,512	309,104	259,046	323,305	307,062

**THE RESEARCH FOUNDATION FOR STATE UNIVERSITY OF NEW YORK
ALLOCATION EXPENDITURE REPORT
July 1, 2012 through June 30, 2013**

Link to
[Table of Contents](#)
OR
[Page # Reference Index](#)

BUFFALO STATE	Fringe					Building	General	Other	Total
	Salaries	Benefits	Equipment	Supplies	Travel	Expense	Services	OTPS	
Research Management & Support Accounts									
Academic Support	18,685	2,663	0	35,646	7,334	0	5,960	97,779	168,067
Departmental Administration	0	0	0	5,533	12,882	0	3,101	11,801	33,318
General Institutional Support	72,961	31,373	0	0	0	0	0	0	104,335
Institutional and Dept Support	0	0	0	1,226	0	0	500	(388)	1,338
Maintenance and Operations	0	0	0	0	0	175,000	0	0	175,000
Sponsored Funds Administration	1,206,363	517,188	0	101,901	41,794	970,908	265,499	263,705	3,367,358
Sponsored Program Development	290,037	102,201	20,754	36,539	37,139	(5,607)	38,907	26,012	545,982
Total RMS Accounts	1,588,046	653,425	20,754	180,844	99,150	1,140,300	313,967	398,910	4,395,397
Non Sponsored Accounts	31,800	13,674	0	2,903	29,716	0	24,525	30,877	133,496
Balance Accounts	6,051	2,602	0	3,856	3,653	0	4,255	19,893	40,311
Total Allocated Expenditures	1,625,897	669,701	20,754	187,603	132,520	1,140,300	342,748	449,680	4,569,204

HISTORICAL SUMMARY

BUFFALO STATE	FY 08-09	FY 09-10	FY 10-11	FY 11-12	FY 12-13
Research & Management Support					
Academic Support	323,716	258,615	263,538	231,824	168,067
Departmental Administration	0	20,198	19,144	38,493	33,318
Educational Support	0	2,467	0	0	0
General Administration	0	0	0	873	104,335
General Institutional Support	0	0	0	94,100	0
Institutional and Dept Support	0	0	0	1,876	1,338
Libraries	15,000	15,000	15,000	15,000	
Organized Research	56,199	3,447	(4,456)	4,456	
Public Services	0	0	0	0	
Sponsored Funds Administration	3,009,224	3,313,648	3,066,017	3,664,411	3,367,358
Sponsored Program Development	2,295,291	2,483,834	2,295,437	2,011,078	545,982
Maintenance and Operations	0	0	0	0	175,000
Total RMS Accounts	5,699,430	6,097,209	5,654,680	6,062,110	4,395,397
Non Sponsored Accounts	18,858	106,328	260,240	356,930	133,496
Balance Accounts	94,983	45,140	44,585	70,301	40,311
Total Expenditures	5,813,271	6,248,678	5,959,506	6,489,340	4,569,204

THE RESEARCH FOUNDATION FOR STATE UNIVERSITY OF NEW YORK
 ALLOCATION EXPENDITURE REPORT
 July 1, 2012 through June 30, 2013

Link to
[Table of Contents](#)
 OR
[Page # Reference Index](#)

SUNY CORTLAND	Fringe				Building		General	Other	Total
	Salaries	Benefits	Equipment	Supplies	Travel	Expense	Services	OTPS	
Research Management & Support Accounts									
Sponsored Funds Administration	47,409	7,748	0	10,348	84,395	0	15,865	66,038	231,803
Balance Accounts	2,081	241	0	105	2,302	0	44	4,341	9,114
Total Allocated Expenditures	49,491	7,989	0	10,453	86,696	0	15,909	70,380	240,917

HISTORICAL SUMMARY

SUNY CORTLAND	FY 08-09	FY 09-10	FY 10-11	FY 11-12	FY 12-13
	Research & Management Support				
General Administration	63,273	28,656	12,233	0	0
Sponsored Funds Administration	126,035	141,364	137,903	185,618	231,803
Total RMS Accounts	189,308	170,019	150,136	185,618	231,803
Royalty Accounts	0	17	0	(17)	0
Non Sponsored Accounts	0	0	0	17	
Balance Accounts	1,938	5,785	6,923	602	9,114
Total Expenditures	191,246	175,821	157,059	186,220	240,917

THE RESEARCH FOUNDATION FOR STATE UNIVERSITY OF NEW YORK
 ALLOCATION EXPENDITURE REPORT
July 1, 2012 through June 30, 2013

Link to
[Table of Contents](#)
 OR
[Page # Reference Index](#)

SUNY FREDONIA	Fringe		Supplies	Travel	Building Expense	General Services	Other OTPS	Total	
	Salaries	Benefits							
Research Management & Support Accounts									
Institutional and Dept Support	1,208	445	0	17,557	36,230	0	4,668	27,190	87,298
Sponsored Funds Administration	0	0	0	837	0	0	0	20	856
Total RMS Accounts	1,208	445	0	18,393	36,230	0	4,668	27,210	88,154
Non Sponsored Accounts	0	0	0	0	0	0	(5)	0	(5)
Balance Accounts	746	310	0	154	61	0	5,922	3,254	10,446
Total Allocated Expenditures	1,954	755	0	18,547	36,290	0	10,586	30,464	98,595

HISTORICAL SUMMARY

SUNY FREDONIA	FY 08-09	FY 09-10	FY 10-11	FY 11-12	FY 12-13
	Research & Management Support				
Institutional and Dept Support	109,719	112,085	82,588	100,155	87,298
Instruction and Dept Research	(1,702)	0	0	0	0
Sponsored Funds Administration	2,749	0	0	0	856
Sponsored Program Development	1,215	0	0	0	0
Total RMS Accounts	111,982	112,085	82,588	100,155	88,154
Non Sponsored Accounts	1,290	0	0	0	(5)
Balance Accounts					
Institutional and Dept Support	9,597	19,133	27,436	15,911	10,446
Organized Research	28,728	0	0	0	0
Total Balance Expenditures	38,325	19,133	27,436	15,911	10,446
Total Expenditures	151,597	131,217	110,024	116,066	98,595

**THE RESEARCH FOUNDATION FOR STATE UNIVERSITY OF NEW YORK
ALLOCATION EXPENDITURE REPORT
July 1, 2012 through June 30, 2013**

Link to
[Table of Contents](#)
OR
[Page # Reference Index](#)

SUNY GENESEO	Fringe					Building	General	Other	Total
	Salaries	Benefits	Equipment	Supplies	Travel				
Research Management & Support Accounts									
Institutional and Dept Support	32,713	14,066	0	0	193	0	175	65	47,212
Organized Research	5,792	7,555	0	14,512	8,217	0	5,391	26,295	67,762
Sponsored Funds Administration	0	0	7,500	0	0	0	0	0	7,500
Sponsored Program Development	0	0	0	1,053	0	0	0	(2,000)	(947)
Total RMS Accounts	38,505	21,622	7,500	15,564	8,409	0	5,566	24,360	121,526
Inventor Payment Accounts	0	0	0	0	0	0	0	48	48
Balance Accounts	0	0	0	912	0	0	0	52	963
Total Allocated Expenditures	38,505	21,622	7,500	16,476	8,409	0	5,566	24,460	122,537

HISTORICAL SUMMARY

SUNY GENESEO	FY 08-09	FY 09-10	FY 10-11	FY 11-12	FY 12-13
	Research & Management Support				
Institutional and Dept Support	3,585	2,635	46,276	56,451	47,212
Organized Research	0	0	0	60,881	67,762
Sponsored Funds Administration	0	0	0	0	7,500
Sponsored Program Development	74,338	70,135	94,053	36,216	(947)
Total RMS Accounts	77,923	72,770	140,329	153,548	121,526
Inventor Payment Accounts	0	20	0	83	48
Balance Accounts	842	1,073	578	760	963
Total Expenditures	78,765	73,863	140,907	154,390	122,537

THE RESEARCH FOUNDATION FOR STATE UNIVERSITY OF NEW YORK
 ALLOCATION EXPENDITURE REPORT
July 1, 2012 through June 30, 2013

Link to
[Table of Contents](#)
 OR
[Page # Reference Index](#)

SUNY NEW PALTZ	Fringe		Building		General	Other		Total	
	Salaries	Benefits	Equipment	Supplies	Travel	Expense	Services		OTPS
Research Management & Support Accounts									
Sponsored Funds Administration	123,831	53,252	1,150	1,116	4,668	0	1,383	670	186,070
Total RMS Accounts	123,831	53,252	1,150	1,116	4,668	0	1,383	670	186,070
Balance Accounts	5,571	2,386	0	0	1,193	0	0	1,828	10,978
Total Allocated Expenditures	129,402	55,637	1,150	1,116	5,861	0	1,383	2,499	197,048

HISTORICAL SUMMARY

SUNY NEW PALTZ	FY 08-09	FY 09-10	FY 10-11	FY 11-12	FY 12-13
	Research & Management Support				
Sponsored Funds Administration	150,919	168,426	225,403	185,105	186,070
Total RMS Accounts	150,919	168,426	225,403	185,105	186,070
Balance Accounts	7,352	2,430	3,734	28,641	10,978
Total Expenditures	158,271	170,856	229,137	213,746	197,048

THE RESEARCH FOUNDATION FOR STATE UNIVERSITY OF NEW YORK
 ALLOCATION EXPENDITURE REPORT
 July 1, 2012 through June 30, 2013

Link to
[Table of Contents](#)
 OR
[Page # Reference Index](#)

OLD WESTBURY	Fringe Salaries	Fringe Benefits	Equipment	Supplies	Travel	Building Expense	General Services	Other OTPS	Total
Research Management & Support Accounts									
Sponsored Funds Administration	46,190	20,408	0	67	0	0	95	(215,000)	(148,240)
Total RMS Accounts	46,190	20,408	0	67	0	0	95	(215,000)	(148,240)
Royalty Accounts:									
Institutional and Dept Support	0	0	0	535	0	0	0	0	535
Sponsored Program Development	0	0	0	0	0	0	0	23,430	23,430
Total Royalty Expenditures	0	0	0	535	0	0	0	23,430	23,966
Non Sponsored Accounts									
Institutional and Dept Support	0	0	0	0	0	0	0	121,570	121,570
Sponsored Funds Administration	72,467	30,615	0	0	0	0	0	70,000	173,082
Total Non Sponsored Expenditures	72,467	30,615	0	0	0	0	0	191,570	294,651
Balance Accounts	0	0	0	129	0	0	0	1,550	1,679
Total Allocated Expenditures	118,657	51,022	0	732	0	0	95	1,550	172,057

HISTORICAL SUMMARY

OLD WESTBURY	FY 08-09	FY 09-10	FY 10-11	FY 11-12	FY 12-13
Research & Management Support					
Institutional and Dept Support	880	0	0	0	0
Instruction and Dept Research	25	0	0	0	0
Sponsored Funds Administration	293,410	291,576	298,022	194,019	(148,240)
Sponsored Program Development	52,333	41,499	3,130	0	0
Total RMS Accounts	346,648	333,075	301,152	194,019	(148,240)
Royalty Accounts					
Institutional and Dept Support	488	210	202	102	535
Sponsored Program Development	0	0	10,230	2,357	23,430
Total Royalty Expenditures	488	210	10,432	2,459	23,966
Inventor Payment Accounts	4,000	0	0	28,000	0
Non Sponsored Accounts					
Institutional and Dept Support	0	0	0	0	121,570
Sponsored Funds Administration	0	0	0	0	173,082
Total Non Sponsored Expenditures					294,651
Balance Accounts	0	4,171	1,559	327	1,679
Total Expenditures	351,136	337,456	313,143	224,805	172,057

THE RESEARCH FOUNDATION FOR STATE UNIVERSITY OF NEW YORK
 ALLOCATION EXPENDITURE REPORT
 July 1, 2012 through June 30, 2013

Link to
[Table of Contents](#)
 OR
[Page # Reference Index](#)

COLLEGE AT ONEONTA	Fringe		Equip	Building		General	Other	Total	
	Salaries	Benefits	ment	Supplies	Travel	Expense	Services		OTPS
Research Management & Support Accounts									
Educational Support	0	0	0	479	0	0	35	47	561
General Administration	151,256	64,348	0	4,403	345	0	1,707	(39)	222,021
Organized Research	969	48	0	8,499	2,596	0	309	5,881	18,302
Sponsored Funds Administration	0	0	0	6,188	214	0	1,170	30,915	38,488
Total RMS Accounts	152,225	64,397	0	19,570	3,156	0	3,221	36,804	279,372
Balance Accounts	25,373	10,267	908	2,067	43,749	3,743	14,959	15,426	116,491
Total Allocated Expenditures	177,598	74,664	908	21,636	46,904	3,743	18,179	52,230	395,863

HISTORICAL SUMMARY

COLLEGE AT ONEONTA	FY 08-09	FY 09-10	FY 10-11	FY 11-12	FY 12-13
	Research & Management Support				
Educational Support	0	37,540	33,846	15,739	561
General Administration	168,976	181,599	229,317	247,118	222,021
Institutional and Dept Support	108,224	3,244	0	0	0
Organized Research	9,822	9,466	34,669	27,523	18,302
Sponsored Funds Administration	25,150	25,666	41,197	53,191	38,488
Total RMS Accounts	312,171	257,515	339,029	343,570	279,372
Balance Accounts	135,913	96,435	60,566	54,396	116,491
Total Expenditures	448,085	353,950	399,595	397,966	395,863

**THE RESEARCH FOUNDATION FOR STATE UNIVERSITY OF NEW YORK
ALLOCATION EXPENDITURE REPORT
July 1, 2012 through June 30, 2013**

Link to
[Table of Contents](#)
OR
[Page # Reference Index](#)

SUNY OSWEGO	Fringe				Travel	Building Expense	General Services	Other OTPS	Total
	Salaries	Benefits	Equipment	Supplies					
Research Management & Support Accounts									
Public Services	0	0	0	30,546	8,882	0	18,425	600	58,453
Sponsored Funds Administration	219,778	95,211	7,817	2,978	15,807	0	11,070	77,830	430,491
Total RMS Accounts	219,778	95,211	7,817	33,524	24,689	0	29,495	78,430	488,944
Balance Accounts									
Educational Support	0	0	0	0	5,096	0	0	460	5,556
Institutional and Dept Support	30,089	1,682	0	4,790	4,698	0	20,786	17,225	79,270
Public Services	0	0	0	0	587	0	0	0	587
Total Balance Expenditures	30,089	1,682	0	4,790	10,381	0	20,786	17,685	85,413
Total Allocated Expenditures	249,867	96,894	7,817	38,314	35,070	0	50,281	96,115	574,357

HISTORICAL SUMMARY

SUNY OSWEGO	FY 08-09	FY 09-10	FY 10-11	FY 11-12	FY 12-13
	Research & Management Support				
Academic Support	161,499	101,724	25,869	7,686	0
General Administration	0	0	52,387	0	58,453
Institutional and Dept Support	46,094	0	54,332	75,668	0
Organized Activities	5,758	0	0	0	0
Sponsored Funds Administration	251,263	169,551	130,399	309,756	430,491
Total RMS Accounts	464,614	271,275	262,988	393,110	488,944
Balance Accounts					
Educational Support	0	0	0	4,145	5,556
Institutional and Dept Support	6,554	38,322	58,999	62,341	79,270
Libraries	827	2,165	567	0	587
Total Balance Expenditures	7,381	40,487	59,566	66,486	85,413
Total Expenditures	471,995	311,762	322,553	459,596	574,357

THE RESEARCH FOUNDATION FOR STATE UNIVERSITY OF NEW YORK
 ALLOCATION EXPENDITURE REPORT
 July 1, 2012 through June 30, 2013

Link to
[Table of Contents](#)
 OR
[Page # Reference Index](#)

SUNY PLATTSBURGH	Fringe		Equip	Building			General	Other	Total
	Salaries	Benefits	ment	Supplies	Travel	Expense	Services	OTPS	
Research Management & Support Accounts									
Sponsored Funds Administration	15,167	6,458	0	8,313	26,381	0	35	3,993	60,348
Total RMS Accounts	15,167	6,458	0	8,313	26,381	0	35	3,993	60,348
Non Sponsored Accounts									
General Institutional Support	0	0	0	0	2,128	0	15,789	124,408	142,325
Institutional and Dept Support	0	0	0	2,223	430	0	0	640	3,293
Total Non Sponsored Expenditures	0	0	0	2,223	2,558	0	15,789	125,048	145,618
Balance Accounts									
Educational Support	0	0	0	0	6,788	0	0	5,455	12,243
Institutional and Dept Support	205,549	88,385	0	4,507	20,745	3,766	10,720	18,302	351,974
Total Balance Expenditures	205,549	88,385	0	4,507	27,533	3,766	10,720	23,757	364,217
Total Allocated Expenditures	220,716	94,843	0	15,044	56,472	3,766	26,544	152,799	570,183

HISTORICAL SUMMARY

SUNY PLATTSBURGH	FY 08-09	FY 09-10	FY 10-11	FY 11-12	FY 12-13
	Research & Management Support				
Sponsored Funds Administration	241,271	252,327	364,859	320,983	60,348
Total RMS Accounts	241,271	252,327	364,859	320,983	60,348
Non Sponsored Accounts					
General Institutional Support		0	0	56,594	142,325
Institutional and Dept Support		0	0	0	3,293
Total Non Sponsored Expenditures		0	0	56,594	145,618
Balance Accounts					
Institutional and Dept Support	15,097	247,705	116,633	130,071	351,974
Public Services		0	53,440	72,219	0
Educational Support		0	0	0	12,243
Total Balance Expenditures	15,097	247,705	170,074	202,291	364,217
Total Expenditures	256,369	500,032	534,933	579,867	570,183

THE RESEARCH FOUNDATION FOR STATE UNIVERSITY OF NEW YORK
 ALLOCATION EXPENDITURE REPORT
July 1, 2012 through June 30, 2013

Link to
[Table of Contents](#)
 OR
[Page # Reference Index](#)

SUNY POTSDAM	Fringe		Equip	Building		General	Other		Total
	Salaries	Benefits	ment	Supplies	Travel	Expense	Services	OTPS	
Research Management & Support Accounts									
General Administration	0	0	0	1,242	1,706	0	0	3,391	6,339
Sponsored Funds Administration	70,037	30,831	0	814	2,319	0	0	11,359	115,360
Sponsored Program Development	0	0	0	107	323	0	0	452	882
Total RMS Accounts	70,037	30,831	0	2,162	4,348	0	0	15,202	122,581
Balance Accounts	4,406	2,437	0	5,085	0	0	(11,100)	12,839	13,667
Total Allocated Expenditures	74,443	33,268	0	7,248	4,348	0	(11,100)	28,041	136,248

HISTORICAL SUMMARY

SUNY POTSDAM	FY 08-09	FY 09-10	FY 10-11	FY 11-12	FY 12-13
	Research & Management Support				
General Administration	8,523	6,008	5,530	2,447	6,339
Institutional and Dept Support	0	0	0	0	0
Instruction and Dept Research	488	0	0	1,248	0
Organized Research	0	0	0	0	0
Sponsored Funds Administration	111,533	104,472	112,461	112,599	115,360
Sponsored Program Development	1,400	608	1,092	1,048	882
Total RMS Accounts	121,944	111,089	119,083	117,343	122,581
Royalty Accounts	213	285	100	176	0
Inventor Payment Accounts	0	992	0	271	0
Balance Accounts	(71)	55,402	44,682	87,748	13,667
Total Expenditures	122,086	167,767	163,866	205,538	136,248

THE RESEARCH FOUNDATION FOR STATE UNIVERSITY OF NEW YORK
 ALLOCATION EXPENDITURE REPORT
July 1, 2012 through June 30, 2013

Link to
[Table of Contents](#)
 OR
[Page # Reference Index](#)

PURCHASE COLLEGE	Fringe	Equip			Building	General	Other		Total
	Salaries	Benefits	ment	Supplies	Travel	Expense	Services	OTPS	
Research Management & Support Accounts									
Sponsored Funds Administration	74,774	32,153	0	183	2,893	0	53	1,650	111,705
Total RMS Accounts	74,774	32,153	0	183	2,893	0	53	1,650	111,705
Balance Accounts	8,343	1,791	0	1,026	15,649	0	17,050	7,044	50,903
Total Allocated Expenditures	83,117	33,944	0	1,209	18,541	0	17,103	8,694	162,609

HISTORICAL SUMMARY

PURCHASE COLLEGE	FY 08-09	FY 09-10	FY 10-11	FY 11-12	FY 12-13
	Research & Management Support				
Sponsored Funds Administration	193,414	253,200	112,603	110,587	111,705
Total RMS Accounts	193,414	253,200	112,603	110,587	111,705
Balance Accounts	0	5,472	(2)	116,688	50,903
Total Expenditures	193,414	258,672	112,602	227,274	162,609

THE RESEARCH FOUNDATION FOR STATE UNIVERSITY OF NEW YORK
 ALLOCATION EXPENDITURE REPORT
 July 1, 2012 through June 30, 2013

Link to
[Table of Contents](#)
 OR
[Page # Reference Index](#)


EMPIRE STATE COLLEGE	Fringe		Equip	Building		General	Other		Total
	Salaries	Benefits	ment	Supplies	Travel	Expense	Services	OTPS	
Research Management & Support Accounts									
General Administration	0	0	868	979	3,183	111	0	15,395	20,536
Total RMS Accounts	0	0	868	979	3,183	111	0	15,395	20,536
Total Allocated Expenditures	0	0	868	979	3,183	111	0	15,395	20,536

HISTORICAL SUMMARY

EMPIRE STATE COLLEGE	FY 08-09	FY 09-10	FY 10-11	FY 11-12	FY 12-13
Research & Management Support					
General Administration	38,256	30,177	23,118	16,530	20,536
Sponsored Funds Administration	69	11,772	0	12,614	0
Total RMS Accounts	38,324	41,949	23,118	29,143	20,536
Total Expenditures	38,324	41,949	23,118	29,143	20,536

THE RESEARCH FOUNDATION FOR STATE UNIVERSITY OF NEW YORK
ALLOCATION EXPENDITURE PROFILES

TECHNOLOGY COLLEGES



THE RESEARCH FOUNDATION FOR STATE UNIVERSITY OF NEW YORK
 ALLOCATION EXPENDITURE REPORT
July 1, 2012 through June 30, 2013

Link to
[Table of Contents](#)
 OR
[Page # Reference Index](#)

ALFRED STATE COLLEGE	Fringe Equip				Building	General	Other	Total	
	Salaries	Benefits	ment	Supplies	Travel	Expense	Services		OTPS
Research Management & Support Accounts									
Sponsored Funds Administration	0	0	0	0	783	0	0	770	1,553
Total RMS Accounts	0	0	0	0	783	0	0	770	1,553
Balance Accounts	0	0	0	1,145	1,116	0	0	3,907	6,168
Total Allocated Expenditures	0	0	0	1,145	1,899	0	0	4,677	7,721

HISTORICAL SUMMARY

ALFRED STATE COLLEGE	FY 08-09	FY 09-10	FY 10-11	FY 11-12	FY 12-13
	Research & Management Support				
Sponsored Funds Administration	5,070	0	0	7,231	1,553
Total RMS Accounts	5,070	0	0	7,231	1,553
Balance Accounts	32,489	26,745	25,645	26,210	6,168
Total Expenditures	37,559	26,745	25,645	33,441	7,721

THE RESEARCH FOUNDATION FOR STATE UNIVERSITY OF NEW YORK
 ALLOCATION EXPENDITURE REPORT
July 1, 2012 through June 30, 2013

Link to
[Table of Contents](#)
 OR
[Page # Reference Index](#)

SUNY CANTON	Fringe		Equip	Building		General	Other	Total	
	Salaries	Benefits	ment	Supplies	Travel	Expense	Services		OTPS
Research Management & Support Accounts									
Sponsored Funds Administration	21,565	9,273	0	(671)	2,298	0	671	1,500	34,635
Total RMS Accounts	21,565	9,273	0	(671)	2,298	0	671	1,500	34,635
Non Sponsored Accounts	0	0	0	30,395	0	0	1,571	0	31,966
Total Allocated Expenditures	21,565	9,273	0	29,724	2,298	0	2,242	1,500	66,602

HISTORICAL SUMMARY

SUNY CANTON	FY 08-09	FY 09-10	FY 10-11	FY 11-12	FY 12-13
	Research & Management Support				
Sponsored Funds Administration	2,184	6,894	42,128	53,733	34,635
Total RMS Accounts	2,184	6,894	42,128	53,733	34,635
Non Sponsored Accounts	0	0	0	0	31,966
Total Expenditures	2,184	6,894	42,128	53,733	66,602

THE RESEARCH FOUNDATION FOR STATE UNIVERSITY OF NEW YORK
 ALLOCATION EXPENDITURE REPORT
July 1, 2012 through June 30, 2013

Link to
[Table of Contents](#)
 OR
[Page # Reference Index](#)

SUNY COBLESKILL	Fringe		Equip	Building			General	Other	Total
	Salaries	Benefits	ment	Supplies	Travel	Expense	Services	OTPS	
Research Management & Support Accounts									
Sponsored Funds Administration	66,228	28,478	0	9,180	3,350	0	52,374	2,779	162,389
Total RMS Accounts	66,228	28,478	0	9,180	3,350	0	52,374	2,779	162,389
Balance Accounts	900	387	0	7,065	1,047	0	1,000	504	10,903
Total Allocated Expenditures	67,128	28,865	0	16,245	4,397	0	53,374	3,283	173,292

HISTORICAL SUMMARY

SUNY COBLESKILL	FY 08-09	FY 09-10	FY 10-11	FY 11-12	FY 12-13
	Research & Management Support				
Sponsored Funds Administration	75,257	79,132	77,357	117,829	162,389
Total RMS Accounts	75,257	79,132	77,357	117,829	162,389
Balance Accounts	11,152	19,245	26,542	13,997	10,903
Total Expenditures	86,408	98,377	103,899	131,826	173,292

THE RESEARCH FOUNDATION FOR STATE UNIVERSITY OF NEW YORK
 ALLOCATION EXPENDITURE REPORT
 July 1, 2012 through June 30, 2013

Link to
[Table of Contents](#)
 OR
[Page # Reference Index](#)

SUNY DELHI	Fringe		Equip	Building		General	Other	Total	
	Salaries	Benefits	ment	Supplies	Travel	Expense	Services		OTPS
Balance Accounts	0	0	29	106	0	0	53,896	0	54,031
Total Allocated Expenditures	0	0	29	106	0	0	53,896	0	54,031

HISTORICAL SUMMARY

SUNY DELHI	FY 08-09	FY 09-10	FY 10-11	FY 11-12	FY 12-13
Research & Management Support					
Sponsored Funds Administration	35,000	35,000	29,167	0	0
Total RMS Accounts	35,000	35,000	29,167	0	0
Balance Accounts	0	0	646	0	54,031
Total Expenditures	35,000	35,000	29,812	0	54,031

THE RESEARCH FOUNDATION FOR STATE UNIVERSITY OF NEW YORK
 ALLOCATION EXPENDITURE REPORT
 July 1, 2012 through June 30, 2013

Link to
[Table of Contents](#)
 OR
[Page # Reference Index](#)

FARMINGDALE STATE COLLEGE	Fringe Equip		Building General		Other		Total		
	Salaries	Benefits	ment	Supplies	Travel	Expense		Services	OTPS
Research Management & Support Accounts									
Sponsored Funds Administration	134,225	57,717	0	0	0	0	0	(30,447)	161,495
Total RMS Accounts	134,225	57,717	0	0	0	0	0	(30,447)	161,495
Non Sponsored Accounts	0	0	0	0	0	0	0	(1,886)	(1,886)
Balance Accounts	1,922	798	0	621	402	0	0	293	4,036
Total Allocated Expenditures	136,147	58,514	0	621	402	0	0	(32,039)	163,645

HISTORICAL SUMMARY

FARMINGDALE STATE COLLEGE	FY 08-09	FY 09-10	FY 10-11	FY 11-12	FY 12-13
	Research & Management Support				
Sponsored Funds Administration	159,490	155,239	175,998	141,305	161,495
Total RMS Accounts	159,490	155,239	175,998	141,305	161,495
Non Sponsored Accounts	0	11,072	0	21,332	(1,886)
Balance Accounts	1,003	5,061	54	1,103	4,036
Total Expenditures	160,493	171,372	176,052	163,739	163,645

THE RESEARCH FOUNDATION FOR STATE UNIVERSITY OF NEW YORK
 ALLOCATION EXPENDITURE REPORT
 July 1, 2012 through June 30, 2013

Link to
[Table of Contents](#)
 OR
[Page # Reference Index](#)

MORRISVILLE STATE COLLEGE	Fringe		Equip		Building		General		Other	
	Salaries	Benefits	ment	Supplies	Travel	Expense	Services	OTPS	Total	
Research Management & Support Accounts										
General Administration	36,298	15,598	0	0	0	0	0	0	0	51,896
General Institutional Support	2,243	965	0	0	0	0	0	0	0	3,208
Sponsored Funds Administration	185	9	0	0	0	0	0	0	0	194
Total RMS Accounts	38,726	16,572	0	0	0	0	0	0	0	55,298
Balance Accounts	0	0	0	0	0	0	0	0	702	702
Total Allocated Expenditures	38,726	16,572	0	0	0	0	0	0	702	56,000

HISTORICAL SUMMARY

MORRISVILLE STATE COLLEGE					
	FY 08-09	FY 09-10	FY 10-11	FY 11-12	FY 12-13
Research & Management Support					
General Administration	0	16,954	75,040	193,327	51,896
General Institutional Support	28,293	76,127	39,373	41,023	3,208
Sponsored Funds Administration	0	0	0	0	194
Total RMS Accounts	28,293	93,081	114,412	234,350	55,298
Balance Accounts	23,504	25,259	7,781	(11,145)	702
Total Expenditures	51,798	118,340	122,193	223,204	56,000

THE RESEARCH FOUNDATION FOR STATE UNIVERSITY OF NEW YORK
 ALLOCATION EXPENDITURE REPORT
 July 1, 2012 through June 30, 2013

Link to
[Table of Contents](#)
 OR
[Page # Reference Index](#)

SUNY IT	Fringe		Equip	Building		General	Other		Total
	Salaries	Benefits	ment	Supplies	Travel	Expense	Services	OTPS	
Research Management & Support Accounts									
Institutional and Dept Support	7,696	3,050	0	3,642	11,573	0	2,317	31,135	59,413
Sponsored Funds Administration	60,256	26,773	0	5,292	755	0	4,500	738	98,313
Total RMS Accounts	67,952	29,823	0	8,933	12,328	0	6,817	31,872	157,725
Balance Accounts	90,381	38,864	0	1,065	1,632	0	0	1,572	133,514
Total Allocated Expenditures	158,333	68,687	0	9,998	13,959	0	6,817	33,444	291,239

HISTORICAL SUMMARY

SUNY IT					
	FY 08-09	FY 09-10	FY 10-11	FY 11-12	FY 12-13
Research & Management Support					
Institutional and Dept Support	118,001	94,498	61,139	47,077	59,413
Sponsored Funds Administration	61,919	64,424	72,647	110,599	98,313
Total RMS Accounts	179,920	158,922	133,786	157,676	157,725
Balance Accounts	163,459	179,580	152,883	122,674	133,514
Total Expenditures	343,379	338,502	286,669	280,350	291,239

THE RESEARCH FOUNDATION FOR STATE UNIVERSITY OF NEW YORK
 ALLOCATION EXPENDITURE REPORT
July 1, 2012 through June 30, 2013

Link to
[Table of Contents](#)
 OR
[Page # Reference Index](#)


MARITIME COLLEGE	Fringe Equip			Building General			Other	Total	
	Salaries	Benefits	ment	Supplies	Travel	Expense	Services		OTPS
Research Management & Support Accounts									
Institutional and Dept Support	952	409	0	0	0	0	0	0	1,362
Total RMS Accounts	952	409	0	0	0	0	0	0	1,362
Gift Accounts	0	0	0	0	0	0	55,212	6,424	61,636
Balance Accounts	10,019	4,267	0	0	0	0	0	1,047	15,333
Total Allocated Expenditures	10,971	4,676	0	0	0	0	55,212	7,471	78,330

HISTORICAL SUMMARY

MARITIME COLLEGE	FY 08-09	FY 09-10	FY 10-11	FY 11-12	FY 12-13
	Research & Management Support				
Sponsored Funds Administration	437	0	0	0	0
Institutional and Dept Support	0	0	0	0	1,362
Total RMS Accounts	437	0	0	0	1,362
Gift Accounts	170,852	95,350	98,313	111,096	61,636
Balance Accounts	727	0	699	8,214	15,333
Total Expenditures	172,017	95,350	99,012	119,311	78,330

THE RESEARCH FOUNDATION FOR STATE UNIVERSITY OF NEW YORK
ALLOCATION EXPENDITURE PROFILES

SUNY SYSTEM ADMINISTRATION



THE RESEARCH FOUNDATION FOR STATE UNIVERSITY OF NEW YORK
 ALLOCATION EXPENDITURE REPORT
 July 1, 2012 through June 30, 2013

Link to
[Table of Contents](#)
 OR
[Page # Reference Index](#)

SYSTEM ADMINISTRATION - PROVOST	Fringe		Equip		Travel	Building General		Other		Total
	Salaries	Benefits	ment	Supplies		Expense	Services	OTPS		
Research Management & Support Accounts										
Sponsored Funds Administration	427,734	183,907	0	3,206	6,036	(498,540)	19,098	20,416	161,858	
Total RMS Accounts	427,734	183,907	0	3,206	6,036	(498,540)	19,098	20,416	161,858	
Non Sponsored Accounts										
General Institutional Support	0	0	0	575	0	0	0	8,888	9,463	
Institutional and Dept Support	25,000	10,750	0	8,224	11,188	100,571	19,186	59,401	234,320	
Total Non Sponsored Expenditures	25,000	10,750	0	8,799	11,188	100,571	19,186	68,289	243,783	
Gift Accounts										
General Administration	0	0	0	0	0	0	0	15,500	15,500	
General Institutional Support	0	0	0	0	27,454	0	(282)	10,372	37,545	
Total Gift Expenditures	0	0	0	0	27,454	0	(282)	25,872	53,045	
Balance Accounts	0	0	0	191	309	0	400	9,275	10,175	
Total Allocated Expenditures	452,734	194,657	0	12,197	44,988	(397,969)	38,402	123,853	468,862	

THE RESEARCH FOUNDATION FOR STATE UNIVERSITY OF NEW YORK
 ALLOCATION EXPENDITURE REPORT
HISTORICAL SUMMARY

Link to
[Table of Contents](#)
 OR
[Page # Reference Index](#)

SYSTEM ADMINISTRATION - PROVOST	FY 08-09	FY 09-10	FY 10-11	FY 11-12	FY 12-13
Research & Management Support					
Departmental Administration	4,768	5,603	(2,013)	0	0
Sponsored Funds Administration	353,461	833,752	1,738,425	1,426,312	161,858
Total RMS Accounts	358,230	839,355	1,736,412	1,426,312	161,858
Non Sponsored Accounts					
General Institutional Support	278,497	32,343	0	0	9,463
Institutional and Dept Support	73,113	203,390	292,241	232,251	234,320
Organized Activities	31,038	103,551	0	0	0
Total Non Sponsored Expenditures	382,648	339,284	292,241	232,251	243,783
Gift Accounts					
General Administration	116,246	19,500	46,390	24,488	15,500
General Institutional Support	13,430	37,339	12,124	62,872	37,545
Total Gift Expenditures	129,676	56,839	58,514	87,360	53,045
Balance Accounts					
Institutional and Dept Support	512,913	869,309	15,547	654	10,175
Public Services	229	8,703	0	0	0
Total Balance Expenditures	513,142	878,012	15,547	654	10,175
Total Expenditures	1,383,696	2,113,490	2,102,713	1,746,577	468,862

THE RESEARCH FOUNDATION FOR STATE UNIVERSITY OF NEW YORK
 ALLOCATION EXPENDITURE REPORT
 July 1, 2012 through June 30, 2013

Link to
[Table of Contents](#)
 OR
[Page # Reference Index](#)


SUNY STRATEGIC PLAN SUPPORT	Fringe		Building			General	Other		Total
	Salaries	Benefits	Equipment	Supplies	Travel	Expense	Services	OTPS	
Research Management & Support Accounts									
General Administration	13,886	5,971	0	4,483	16,267	0	54,835	41,313	136,755
Institutional and Dept Support	96,638	41,555	1,964	6,183	47,308	624,000	385,440	814,651	2,017,739
Institutional and Dept Support	0	0	0	16,285	412	41,542	2,800	43,842	104,881
Total RMS Accounts	110,524	47,526	1,964	26,950	63,987	665,542	443,075	899,807	2,259,375
Non Sponsored Accounts									
	0	0	0	0	0	0	0	58,850	58,850
Total Allocated Expenditures	110,524	47,526	1,964	26,950	63,987	665,542	443,075	958,657	2,318,225

HISTORICAL SUMMARY

SUNY STRATEGIC PLAN SUPPORT	FY 08-09	FY 09-10	FY 10-11	FY 11-12	FY 12-13
	Research & Management Support				
Academic Support	0	647	0	0	0
General Administration	0	1,960,474	(112,498)	737,418	136,755
Institutional and Dept Support	2,033,001	1,121,225	2,296,848	971,033	2,122,620
Total RMS Accounts	2,033,001	3,082,346	2,184,350	1,708,451	2,259,375
Non Sponsored Accounts					
	0	0	0	0	58,850
Gift Accounts					
	17,334	0	0	0	0
Total Expenditures	2,050,335	3,082,346	2,184,350	1,708,451	2,318,225

THE RESEARCH FOUNDATION FOR STATE UNIVERSITY OF NEW YORK
ALLOCATION EXPENDITURE PROFILES

CENTRAL OFFICE



**THE RESEARCH FOUNDATION FOR STATE UNIVERSITY OF NEW YORK
ALLOCATION EXPENDITURE REPORT
July 1, 2012 through June 30, 2013**

Link to
[Table of Contents](#)
OR
[Page # Reference Index](#)

CENTRAL OFFICE	Fringe					Building Expense	General Services	Other OTPS	Total
	Salaries	Benefits	Equipment	Supplies	Travel				
Research Mgmt & Support Accounts									
Sponsored Funds Administration	8,936,532	3,707,759	34,765	126,539	197,249	188,409	9,814,409	515,416	23,521,077
Total RMS Accounts	8,936,532	3,707,759	34,765	126,539	197,249	188,409	9,814,409	515,416	23,521,077
Non Sponsored Accounts									
Sponsored Administration	69,533	28,764	-	-	83	-	114,336	356,484	569,200
Total Non Sponsored Expenditures	69,533	28,764	-	-	83	-	114,336	356,484	569,200
Central Office Reserve Accounts									
General Administration	-	-	-	462	5,095	-	2,711,062	745	2,717,365
Sponsored Funds Administration	8,769	538	1,150	3,177	14,705	66,352	490,837	157,663	743,191
Total Central Office Expenditures	8,769	538	1,150	3,639	19,800	66,352	3,201,899	158,408	3,460,556
Corporate Reserve Accounts	89,639	37,186	1,083,693	-	618	-	4,690,391	-	5,901,527
Total Allocation Expenditures	9,104,473	3,774,246	1,119,608	130,178	217,749	254,761	17,821,036	1,030,308	33,452,360

HISTORICAL SUMMARY

CENTRAL OFFICE	FY 08-09	FY 09-10	FY 10-11	FY 11-12	FY 12-13
	Research Management & Support Accounts				
Sponsored Funds Administration	23,275,929	23,860,445	24,983,395	23,521,077	23,521,077
Total RMS Accounts	23,275,929	23,860,445	24,983,395	23,521,077	23,521,077
Non Sponsored Accounts					
Sponsored Funds Administration		0	2,461	25,833	265,352
Total Non Sponsored Expenditures		0	2,461	25,833	265,352
Central Office Reserve Accounts					
General Administration		2,389,836	1,561,621	802,059	2,717,365
Sponsored Funds Administration		0	2,203,174	19,418	743,191
Total Central Office Expenditures		2,389,836	3,764,795	821,477	3,460,556
Corporate Reserve Accounts		0	1,912,114	216,635	5,901,527
Total Allocation Expenditures		25,665,765	29,539,815	26,047,340	33,148,512
				33,452,360	33,452,360