




ALLOCATION EXPENDITURE REPORT FY 2014



Prepared by:
Michelle Aguilar
Director of Finance
August 2014

ALLOCATION EXPENDITURE REPORT FOR THE FISCAL YEAR ENDED JUNE 30, 2014

TABLE OF CONTENTS

OVERVIEW	2
TERMS AND DEFINITIONS	4
PAGE NUMBER REFERENCE INDEX	6
ALLOCATION EXPENDITURE ALL LOCATION SUMMARY	7
ALLOCATION EXPENDITURE HISTORICAL SUMMARY	10
University Centers and Doctoral Degree Granting Institutions	12
University Colleges	31
Technology Colleges	58
SUNY System Administration	75
Central Office	80

THE RESEARCH FOUNDATION FOR STATE UNIVERSITY OF NEW YORK
ALLOCATION EXPENDITURE REPORT
FOR THE FISCAL YEAR ENDED JUNE 30, 2014

Link to
[Table of Contents](#)
OR
[Page # Reference Index](#)

OVERVIEW

THE RESEARCH FOUNDATION FOR STATE UNIVERSITY OF NEW YORK (RF) exists to support SUNY. Serving SUNY for over 60 years, the RF is the largest, most comprehensive university-connected research foundation in the country, supporting over \$1 billion in SUNY research activity annually and facilitating university-industry-government partnerships to accelerate the growth of sponsored program and applied research opportunities. Areas of supported research encompass a vast range of disciplines including life sciences and medicine; engineering and nanotechnology; physical sciences and energy; social sciences; and computer and information sciences.

Each year the Research Foundation gives a portion of its funds to the SUNY campuses to support the SUNY research enterprise. Funds allocated to campuses come from:

- Indirect costs reimbursed to the campus
- Investment income
- The 60% share of royalties earned by an inventor's campus
- "Gifts and other" allocable to the particular campus.

Each fiscal year the Finance Office allocates funding to each campus and reports the amounts in an allocation report that is posted to the RF website. Generally, an allocation is funded to each campus in the beginning of the fiscal year (generally in June or July) and a final amount is funded based on actual indirect costs and investment revenue earned by each campus (sometimes referred to as a final true-up). For more details on the allocation process and the revenue and expense definitions, see the "Annual Campus Allocation Reports" (final) on the RF website Financial/Statistical Reports page.

On June 13, 1991, the Research Foundation Board of Directors approved a new policy regarding the distribution of net operating location income. As outlined in the 1991 policy, these funds may be used to support three major functions of the campus; 1) Instruction, 2) Organized Research and other Sponsored activities, and 3) Institutional activities.

OVERVIEW Continued

Link to
[Table of Contents](#)
OR
[Page # Reference Index](#)

Commercialization is one of the essential services that the RF provides to the SUNY research community. Commercialization includes services that help move innovation and invention to the marketplace for public benefit. As a result, the RF receives royalty revenue from companies throughout the year based on sales of the patented products. A portion of this royalty (typically 40%) is distributed to the inventor and the remainder is the campus' income to spend. SUNY policy notes that remaining funds be used to support Patents & Inventions policy.

Allocation expenditures for the year ended June 30, 2014 are profiled in this document for each state-operated campus according to the NACUBO and expenditure classifications. The expenditure information in this report was obtained from the Research Foundation's grant system and may contain some rounding variances.

The NACUBO classification is a critical classification for reporting Research Management & Support expenses for corporate reporting and for the calculation of the campus F&A rate. It is important that the NACUBO classification at the project and task levels are accurate based on how the campus anticipates spending the allocation. Expenditures are classified based on the NACUBO classification at the project level.

Corporate expenditures at Central Office and the campuses of State University of New York were over \$185 million during the year ended June 30, 2014.

There are six sections in the allocation expenditure profile. They include an all location summary by campus and five additional sections that detail each campus by campus type. The campus types are University Centers and Doctoral Degree Granting Institutions, University Colleges, Technology Colleges, SUNY System Administration and Central Office. The campus information contains details of the current year expenditures by NACUBO and a five-year summary of expenditures by NACUBO.

Expenditure categories have been grouped together into the seven high-level classifications as follows. *Salaries* include salaries and wages categories.

THE RESEARCH FOUNDATION FOR STATE UNIVERSITY OF NEW YORK ALLOCATION EXPENDITURE REPORT FOR THE FISCAL YEAR ENDED JUNE 30, 2014

Link to
[Table of Contents](#)
OR
[Page # Reference Index](#)

Terms and Definitions

Fringe Benefits include fringe benefits categories. *Equipment* includes expenditures for equipment purchases over the capitalization threshold of \$5,000 or any equipment lease or service expenses. *Supplies* include expenditures for general supplies and purchases of equipment under the capitalization threshold of \$5,000. *Travel* includes all travel expenditure types. *Building expense* includes any lease or services costs along with any alterations and renovations associated with buildings. *General Services* include any costs charged to the expenditure category General Services, such as consultants and professional services. *Other OTPS* include any costs not classified in a previous OTPS category.

The Research Foundation's classifications are based on standards established by the National Association of Colleges and University Business Officers (NACUBO).

Academic Support - These are activities or functions that support the institution's primary missions: instruction, research, and public service.

Alterations and Renovations – These are activities or functions that support structural additions or changes to buildings, offices, and laboratories that are of general benefit to one or more major functions of an institution (should be used when total costs of the project are expected to exceed \$15,000).

Departmental Administration – These are activities or functions that support the administration and support services of academic departments (generally used in academic deans' offices and other administrative support functions).

Direct Sponsored Program Support - These are activities or functions that directly support sponsored programs.

Educational Support – These are activities or functions that provide support for educational and training programs generally within the institution.

General Administration - These are activities that support the general administrative operations and services of the institution.

General Institutional Support – These are activities or functions that directly support institutional or departmental functions and cannot be reasonably allocated to specific departments or functions.

Terms and Definitions Continued

Institutional and Dept Support - These are activities or functions that directly support institutional or departmental functions and cannot be reasonably allocated to specific departments or functions.

Instruction and Dept Research – These are activities or functions that are part of an institution's instruction program.

Libraries - These are activities or functions that support the operation, maintenance, or development of the library function.

Maintenance and Operations – These are activities or functions that provide services for administration, supervision, operation, maintenance, preservation, and protection of the institution's physical plant.

Organized Activities - These are activities or functions that are budgeted and accounted for that provide support to the institution's primary missions: instruction, research, and public service.

Organized Research - These are activities or functions organized to produce research and achieve specific research goals. This activity includes externally funded research or research funded from unrestricted funds that is accounted for and budgeted separately.

Public Service – Programs for educational, instructional, and other activities designed to service specific or general needs of the community outside the institution.

Scholarships – These are activities or functions that provide scholarships.

Sponsored Funds Administration - These are activities or functions that directly administer sponsored programs.

Sponsored Program Development –These are activities or functions that support broad new programs, the purposes of which are to enhance and/or upgrade the capability of the operating location to attract future sponsored support.

Student Services - These are activities or functions that provide assistance and support to the needs and interests of students.

Training - These are activities or functions that generally support graduate and undergraduate students working toward a degree.

Page Number Reference Index

[Link to Table of Contents](#)

ALL LOCATION SUMMARY	7
UNIVERSITY CENTERS AND DOCTORAL DEGREE GRANTING INSTITUTIONS:	
University at Albany	13
CNSE	15
Binghamton University	17
University at Buffalo	19
Stony Brook University	21
Downstate Medical Center	23
Upstate Medical Center	25
SUNY ESF	27
College of Optometry	29
UNIVERSITY COLLEGES:	
SUNY Brockport	32
Buffalo State College	34
SUNY Cortland	36
SUNY Fredonia	38
SUNY Geneseo	40
SUNY New Paltz	42
Old Westbury	44
College at Oneonta	46
SUNY Oswego	48
SUNY Plattsburgh	50
SUNY Potsdam	52
Purchase College	54
Empire State College	56
TECHNOLOGY COLLEGES:	
Alfred State College	59
SUNY Canton	61
SUNY Cobleskill	63
SUNY Delhi	65
Farmingdale State College	67
Morrisville State College	69
SUNYIT	71
Maritime College	73
SUNY SYSTEM ADMINISTRATION	
System Administration – Provost	76
SUNY Strategic Plan Support	78
<u>CENTRAL OFFICE</u>	
Central Office	81

THE RESEARCH FOUNDATION FOR STATE UNIVERSITY OF NEW YORK
ALLOCATION EXPENDITURE REPORT
 July 1, 2013 through June 30, 2013

	Research Management & Support	Royalty	Inventor Payments	Non Sponsored	Gift	Balance	Third-Party Recharges	Partnership Activity	Total Allocated Expenditures
University Centers and Doctoral Degree Granting Institutions:									
CNSE	4,149,556	0	0	1,062,206	106,499	532,946	11,713,900	0	17,565,108
University at Albany	12,251,947	47,668	6,870	69,632	44,836	1,121,006	555,385	0	14,097,345
Binghamton University	5,134,657	348,183	513,757	1,050,026	61,290	555,369	550,996	0	8,214,279
University at Buffalo	28,998,011	120,041	758,060	883,898	341,796	259,162	479,891	0	31,840,858
Stony Brook University	39,086,868	5,495,856	4,709,849	2,017,729	167,955	357,033	739,272	809,896	53,384,458
SUNY Downstate Medical Center	8,309,722	0	21,167	190,043	53,795	624,960	0	0	9,199,687
Upstate Medical University	6,753,908	88,153	3,571	129,993	49,993	802,264	65,307	0	7,893,190
SUNY ESF	2,089,019	19,402	6,947	(446,649)	0	160,199	400,530	0	2,229,449
College of Optometry	727,663	0	337	0	0	14,945	0	0	742,945
University Colleges:									
SUNY Brockport	239,917	0	0	0	10,293	53,929	0	0	304,139
Buffalo State College	4,152,236	0	0	331,726	0	48,910	0	0	4,532,872
SUNY Cortland	124,433	0	0	0	0	7,887	0	0	132,320
SUNY Fredonia	75,220	0	0	0	0	3,643	0	0	78,863
SUNY Geneseo	106,028	0	58	0	0	233	0	0	106,319
SUNY New Paltz	209,728	0	0	13,058	0	18,597	0	0	241,383
Old Westbury	81,790	78	28,000	72,727	0	12,169	0	0	194,764
College at Oneonta	324,607	0	0	0	0	97,738	0	0	422,344
SUNY Oswego	632,295	0	0	0	0	110,005	0	0	742,301
SUNY Plattsburgh	296,430	0	0	155,527	0	119,115	0	0	571,072
SUNY Potsdam	116,873	0	0	0	0	72,824	0	0	189,696
Purchase College	62,140	0	0	0	0	39,171	0	0	101,310
Empire State College	23,797	0	0	0	0	0	0	0	23,797
Technology Colleges:									
Alfred State College	28,183	0	0	0	0	40,766	0	0	68,949
SUNY Canton	2,085	0	0	46	0	0	0	0	2,131
SUNY Cobleskill	141,309	0	0	0	0	6,670	0	0	147,979
SUNY Delhi	(29,567)	0	0	60,000	0	5,897	0	0	36,330
Farmingdale State College	186,052	0	0	0	0	1,662	0	0	187,714
Morrisville State College	12,295	0	0	0	0	42,241	0	0	54,536
SUNYIT	246,885	0	0	0	0	125,267	0	0	372,153
Maritime College	5,000	0	0	0	111,900	15,629	0	0	132,529
SUNY System Administration:									
Sys. Admin. - Provost	1,107,427	0	0	353,783	45,278	19,018	667	0	1,526,173
System Administration - Chancellor	1,527,379	0	0	136,975	0	0	0	0	1,664,354
Central Office									
Central Office	28,743,029	0	0	78,952	164,585	0	0	0	28,986,566
Total for All:	145,916,921	6,119,380	6,048,618	6,159,674	1,158,220	5,269,254	14,505,949	809,896	185,987,912

THE RESEARCH FOUNDATION FOR STATE UNIVERSITY OF NEW YORK
ALLOCATION EXPENDITURE REPORT
 July 1, 2013 through June 30, 2014

Research Management & Support Accounts	Salaries	Fringe Benefits	Equipment	Supplies	Travel	Building Expense	General Services	Other OTPS	Fye Expenditure
Academic Support	26,745	6,455	2,786	52,092	41,680	69,891	113,972	691,572	1,005,194
Alterations and Renovations	126,375	51,992	70,790	776	2,665	0	449,840	293,623	996,060
Departmental Administration	6,530,478	2,471,408	1,048,152	595,419	479,662	115,156	689,535	1,032,571	12,962,381
Educational Support	13,227	1,457	21,206	51,037	5,523	0	25,969	143,075	261,495
General Administration	5,216,683	2,121,368	730,409	252,493	52,601	1,211,342	2,406,524	1,248,049	13,239,469
General Institutional Support	4,434,785	1,825,669	9,415	106,488	45,022	13,772	968,961	281,370	7,685,483
Institutional and Dept Support	4,667,578	1,724,253	3,969,299	696,384	432,437	950,867	1,443,120	1,538,728	15,422,665
Instruction and Dept Research	2,410,752	882,953	310,067	634,260	477,131	26,650	222,459	2,848,220	7,812,491
Libraries	36,793	15,085	0	291,889	0	0	45,592	63,889	453,247
Maintenance and Operations	1,010,369	414,251	46,856	114,678	255,681	2,640,899	1,325,527	(1,013,703)	4,794,560
Organized Activities	145,664	60,237	524	45,754	40,782	49,823	88,907	215,996	647,687
Organized Research	3,514,511	1,192,161	890,943	1,131,614	744,823	232,371	437,394	1,128,260	9,272,077
Public Services	65,968	27,047	0	7,405	7,011	0	9,000	32,642	149,073
Scholarships	0	0	0	17,551	0	0	3,943	28	21,522
Sponsored Funds Administration	31,155,286	12,546,216	287,225	424,208	621,486	894,683	14,210,965	6,196,173	66,336,243
Sponsored Program Development	1,836,091	720,046	0	115,168	62,065	10,050	269,452	51,167	3,064,039
Student Services	303,170	119,034	1,323	22,951	158,711	0	37,912	795,075	1,438,177
Training	78,144	33,539	0	217	562	0	23,548	219,049	355,060
Grand Total	61,572,619	24,213,172	7,388,995	4,560,385	3,427,842	6,215,503	22,772,622	15,765,784	145,916,921

Royalty Accounts	Salaries	Fringe Benefits	Equipment	Supplies	Travel	Building Expense	General Services	Other OTPS	Fye Expenditure
General Administration	0	0	0	0	1,227	0	0	(363,098)	(361,871)
Institutional and Dept Support	738,329	276,841	15,143	313,144	141,252	0	602,820	2,305,163	4,392,692
Instruction and Dept Research	74,125	30,210	26,667	36,337	8,960	11,400	5,473	29,951	223,123
Organized Activities	0	0	0	0	0	0	0	10,000	10,000
Organized Research	587,765	180,524	430,593	212,745	47,545	0	95,218	301,046	1,855,436
Grand Total	1,400,219	487,575	472,403	562,226	198,984	11,400	703,510	2,283,063	6,119,380

Inventor Payments	Salaries	Fringe Benefits	Equipment	Supplies	Travel	Building Expense	General Services	Other OTPS	Fye Expenditure
Institutional and Dept Support	0	0	0	0	0	0	0	5,519,284	5,519,284
Organized Activities	0	0	0	0	0	0	0	508,167	508,167
Other Auxiliary	0	0	0	0	0	0	0	21,167	21,167
Grand Total	0	0	0	0	0	0	0	6,048,618	6,048,618

Non-sponsored Accounts	Salaries	Fringe Benefits	Equipment	Supplies	Travel	Building Expense	General Services	Other OTPS	Fye Expenditure
Departmental Administration	2,389	961	15,379	111,312	8,163	1,158	12,174	(7,785)	143,750
Educational Support	0	0	0	0	14,641	0	(413,916)	(135,764)	(535,039)
Fellowships	0	0	0	0	0	0	0	3,000	3,000
General Administration	0	0	0	0	0	0	99,798	0	99,798
General Institutional Support	204,195	83,175	239,456	395,566	131,531	76,507	163,111	(11,034)	1,282,507
Institutional and Dept Support	1,277,692	434,194	333,802	2,946,312	292,194	109,382	600,771	(1,142,222)	4,852,124
Instruction and Dept Research	26,535	10,879	0	0	0	0	0	0	37,415
Organized Research	43,533	15,648	0	23,193	9,859	0	4,195	5,790	102,217
Public Services	0	0	0	(10)	0	0	0	(2)	(12)
Sponsored Funds Administration	10,903	3,802	0	0	830	0	7,800	138,482	161,817
Sponsored Program Development	0	0	0	3,898	0	0	9,727	(1,529)	12,097
Grand Total	1,565,247	548,660	588,636	3,480,270	457,218	187,047	483,660	(1,151,065)	6,159,674

Gift Accounts	Salaries	Fringe Benefits	Equipment	Supplies	Travel	Building Expense	General Services	Other OTPS	Fye Expenditure
General Administration	0	0	0	0	0	0	0	14,912	14,912
General Institutional Support	0	0	0	5,680	28,416	0	47,572	60,011	141,678
Institutional and Dept Support	437,598	97,736	14,840	192,997	17,999	0	40,011	35,276	836,457
Sponsored Funds Administration	45,499	18,655	0	19,661	0	0	360	80,998	165,172
Grand Total	483,097	116,391	14,840	218,338	46,415	0	87,943	191,197	1,158,220

Balance Accounts	Salaries	Fringe Benefits	Equipment	Supplies	Travel	Building Expense	General Services	Other OTPS	Fye Expenditure
Departmental Administration	48,909	20,053	0	0	0	0	0	0	68,962
Educational Support	2,488	423	0	499	50,713	0	7,595	26,462	88,180
Institutional and Dept Support	1,277,525	483,292	148,824	489,635	381,056	34,343	(70,412)	1,562,094	4,306,358
Instruction and Dept Research	149,887	49,077	7,500	22,216	75,973	0	13,850	105,057	423,560
Organized Research	99,021	41,685	2,586	10,532	13,189	0	43,750	19,734	230,495
Public Services	71,368	31,871	0	7,578	4,049	0	646	36,188	151,699
Grand Total	1,649,198	626,400	158,910	530,460	524,980	34,343	(4,572)	1,749,534	5,269,254

THE RESEARCH FOUNDATION FOR STATE UNIVERSITY OF NEW YORK
 ALLOCATION EXPENDITURE REPORT
 July 1, 2013 through June 30, 2014

Third-Party Recharges Accounts	Salaries	Fringe Benefits	Equipment	Supplies	Travel	Building Expense	General Services	Other OTPS	Fye Expenditure
General Institutional Support	180,015	60,167	7,257	64,935	9,664	0	78,231	1,459,427	1,859,696
Institutional and Dept Support	3,034	446	0	1,451	0	0	0	12,616,323	12,621,254
Organized Research	0	0	0	0	0	0	0	25,000	25,000
Grand Total	183,049	60,613	7,257	66,386	9,664	0	78,231	14,100,750	14,505,950

Partnership Activity Accounts	Salaries	Fringe Benefits	Equipment	Supplies	Travel	Building Expense	General Services	Other OTPS	Fye Expenditure
Institutional and Dept Support	17,484	7,168	0	8,235	1,269	0	125,981	649,758	809,896
Grand Total	17,484	7,168	0	8,235	1,269	0	125,981	649,758	809,896

Total Allocated Expenditures	66,870,913	26,059,980	8,631,041	9,426,299	4,666,372	6,448,293	24,247,375	39,637,639	185,987,912
-------------------------------------	-------------------	-------------------	------------------	------------------	------------------	------------------	-------------------	-------------------	--------------------

THE RESEARCH FOUNDATION FOR STATE UNIVERSITY OF NEW YORK
ALLOCATION EXPENDITURE REPORT
HISTORICAL SUMMARY

Award Location Name (All)

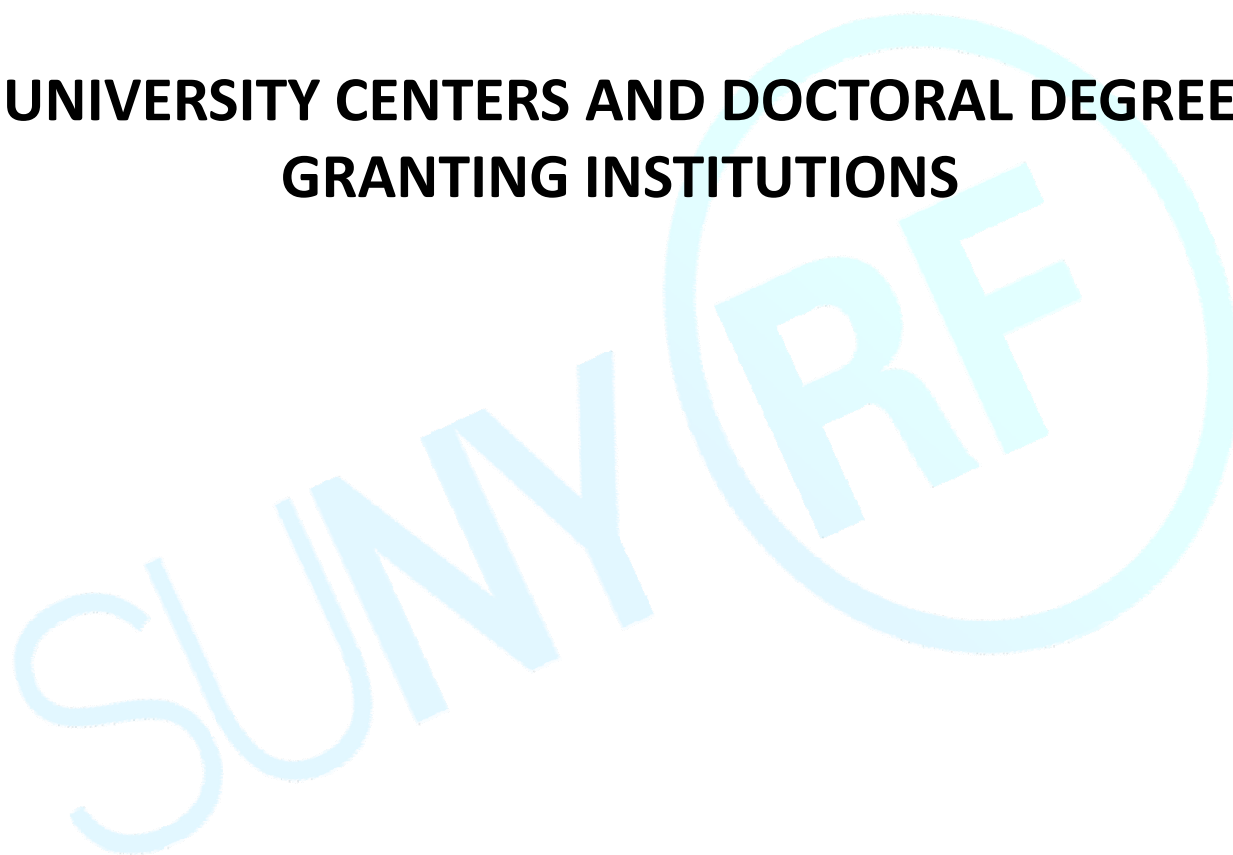
NACUBO Description	FY 09-10	FY 10-11	FY 11-12	FY 12-13	FY 13-14
Balance	6,603,070	5,625,716	6,190,141	6,892,046	5,269,254
Alterations and Renovations	12,440	0	0	0	0
Departmental Administration	396,798	67,656	73,959	69,940	68,962
Educational Support	0	0	4,145	17,799	88,180
General Institutional Support	13,233	0	0	0	0
Institutional and Dept Support	4,980,701	4,718,211	5,461,309	5,878,250	4,306,358
Instruction and Dept Research	337,819	288,680	301,238	548,858	423,560
Libraries	2,165	567	0	0	0
Maintenance and Operations	74,534	0	0	0	0
Organized Activities	217,850	845	0	972	0
Organized Research	301,666	296,421	58,094	227,386	230,495
Public Services	262,201	224,702	288,930	140,228	151,699
Training	3,664	28,634	2,465	8,613	0
Campus Royalties	8,259,107	8,780,837	6,666,076	6,839,749	6,119,380
Departmental Administration	1,338	1,381	0	0	0
General Administration	1,617,170	2,247,626	1,113,433	1,348,414	(361,871)
Institutional and Dept Support	4,851,209	4,780,786	3,800,247	3,955,771	4,392,692
Instruction and Dept Research	943,077	602,981	637,424	464,733	223,123
Organized Activities	0	0	0	0	10,000
Organized Research	846,314	1,137,832	1,112,616	1,047,401	1,855,436
Sponsored Program Development	0	10,230	2,357	23,430	0
Gift	184,650	158,745	497,529	624,733	1,158,220
Academic Support	30,000	0	40,000	40,000	0
General Administration	21,961	48,309	26,461	17,632	14,912
General Institutional Support	132,689	110,436	208,472	99,180	141,678
Institutional and Dept Support	0	0	222,596	397,340	836,457
Sponsored Funds Administration	0	0	0	70,581	165,172
Inventor Payments	4,924,541	4,613,004	3,983,383	3,599,670	6,048,618
Institutional and Dept Support	4,603,639	4,463,715	3,663,727	3,478,828	5,519,284
Organized Activities	317,630	137,696	309,365	120,842	508,167
Other Auxiliary	3,272	11,592	10,291	0	21,167
Non Sponsored	3,050,938	3,820,878	13,491,468	35,694,618	6,159,674
Departmental Administration	78,955	5,629	5,966	(171,357)	143,750
Educational Support	(32,477)	17,205	16,458	21,054	(535,039)
Fellowships	3,600	3,600	4,556	2,500	3,000
General Administration	1,797	5,236	2,453	786,853	99,798
General Institutional Support	1,057,707	950,549	1,247,872	1,651,412	1,282,507
Institutional and Dept Support	1,626,420	2,825,614	11,914,868	33,083,533	4,852,124
Instruction and Dept Research	0	0	21,769	57,200	37,415
Organized Activities	103,551	0	0	0	0
Organized Research	1,394	11,237	73,369	106,153	102,217

THE RESEARCH FOUNDATION FOR STATE UNIVERSITY OF NEW YORK
ALLOCATION EXPENDITURE REPORT
HISTORICAL SUMMARY

Award Location Name	(All)				
NACUBO Description	FY 09-10	FY 10-11	FY 11-12	FY 12-13	FY 13-14
Public Services	2,978	1,193	1,078	215	(12)
Sponsored Funds Administration	11,072	0	200,700	153,344	161,817
Sponsored Program Development	0	0	2,380	3,710	12,097
Training	195,942	615	0	0	0
Partnership Activity	219,193	2,465,762	500,714	2,876,968	809,896
Institutional and Dept Support	219,193	2,465,762	500,714	2,876,968	809,896
Research Management & Support	132,182,733	137,252,690	145,299,075	140,832,957	145,916,921
Academic Support	1,207,276	1,166,617	1,108,203	779,343	1,005,194
Alterations and Renovations	883,883	629,281	846,743	406,543	996,060
Departmental Administration	11,706,485	13,716,393	13,200,453	11,331,119	12,962,381
Educational Support	67,363	58,054	62,415	126,793	261,495
Fellowships	0	0	13,793	206	0
General Administration	14,735,861	11,882,829	16,258,340	17,530,256	13,231,122
General Institutional Support	7,293,543	6,453,991	7,011,162	7,808,426	7,693,830
Hospitals and Clinics	0	0	74,337	0	0
Institutional and Dept Support	14,004,899	12,860,542	13,961,603	15,765,103	15,422,665
Instruction and Dept Research	4,805,208	5,999,696	5,891,242	6,743,318	7,812,491
Libraries	500,910	549,230	2,256,204	3,297,635	453,247
Maintenance and Operations	6,615,942	12,630,355	9,411,104	6,012,720	4,794,560
Organized Activities	104,736	405,434	488,039	623,802	647,687
Organized Research	5,670,068	7,778,193	8,538,227	9,227,649	9,272,077
Public Services	211,993	272,949	291,885	258,662	149,073
Scholarships	33,684	47,752	19,382	22,245	21,522
Sponsored Funds Administration	57,473,642	57,083,301	59,526,228	56,282,582	66,336,243
Sponsored Program Development	5,342,150	5,125,285	4,665,262	3,316,120	3,064,039
Student Services	1,525,092	592,788	1,664,451	1,255,695	1,438,177
Training	0	0	10,000	44,740	355,060
Third Party Recharges	2,471,733	2,901,933	15,577,425	16,813,764	14,505,949
Academic Support	20	240	159	(1,150)	0
General Institutional Support	1,543,747	1,196,706	2,039,194	2,137,642	1,859,696
Institutional and Dept Support	926,471	1,695,784	13,537,330	14,659,627	12,621,253
Organized Activities	1,496	9,203	742	17,645	0
Organized Research	0	0	0	0	25,000
Grand Total	157,895,965	165,619,566	192,205,812	214,174,506	185,987,912

THE RESEARCH FOUNDATION FOR STATE UNIVERSITY OF NEW YORK
ALLOCATION EXPENDITURE PROFILES

**UNIVERSITY CENTERS AND DOCTORAL DEGREE
GRANTING INSTITUTIONS**



THE RESEARCH FOUNDATION FOR STATE UNIVERSITY OF NEW YORK
ALLOCATION EXPENDITURE REPORT
 July 1, 2013 through June 30, 2014

Award Location Name University at Albany

NACUBO Description	Fringe Benefits		Equipment Total	Supplies Total	Travel Total	Building Expense Total	General Services Total	Other OTPS Total	Fye Expenditures
	Salaries Total	Total							
Balance Accounts	\$367,867	\$145,441	\$0	\$27,791	\$100,492	\$0	(\$479,895)	\$959,310	\$1,121,006
Institutional and Dept Support	\$367,867	\$145,441	\$0	\$27,791	\$100,492	\$0	(\$479,895)	\$959,310	\$1,121,006
Gift Accounts	\$11,242	\$3,030	\$0	\$26,586	\$425	\$0	\$2,159	\$1,394	\$44,836
Institutional and Dept Support	\$11,242	\$3,030	\$0	\$26,586	\$425	\$0	\$2,159	\$1,394	\$44,836
Inventor Payments								\$6,870	\$6,870
Institutional and Dept Support								\$6,870	\$6,870
Nonsponsored Accounts	\$265	\$114	\$0	(\$4,655)	\$2,192	\$0	(\$337)	\$72,053	\$69,632
Institutional and Dept Support	\$265	\$114	\$0	(\$4,655)	\$2,192	\$0	(\$337)	\$72,053	\$69,632
Research Management & Support Accounts	\$6,226,035	\$2,508,982	\$15,027	\$266,403	\$266,884	\$2,728,910	\$472,303	(\$232,598)	\$12,251,947
Academic Support	\$0	\$0	\$0	\$482	\$5,806	\$0	\$6,121	\$13,966	\$26,375
Departmental Administration	\$1,003,087	\$403,771	\$0	\$21,166	\$0	\$773	\$8,462	\$128,660	\$1,565,919
Educational Support	\$0	\$0	\$0	\$0	\$0	\$0	\$0	\$28,959	\$28,959
General Administration	\$180,047	\$73,819	\$0	\$332	\$3,436	\$0	\$14	\$54,388	\$312,037
General Institutional Support	\$234,611	\$96,191	\$0	\$0	\$0	\$910	\$124,553	\$208	\$456,472
Institutional and Dept Support	\$256,627	\$103,425	\$0	\$1,057	\$1,059	\$0	\$7,820	\$7,198	\$377,186
Maintenance and Operations	\$335,084	\$137,384	\$0	\$16,367	\$1,557	\$2,624,510	\$95,792	\$83,529	\$3,294,223
Organized Activities	\$89,912	\$32,917	\$0	\$343	\$6,068	\$0	\$42,962	\$119,622	\$291,823
Organized Research	\$937,237	\$353,806	\$15,027	\$212,020	\$244,684	\$102,718	\$178,939	\$192,323	\$2,236,753
Sponsored Funds Administration	\$3,145,349	\$1,289,593	\$0	\$14,637	\$3,977	\$0	\$7,640	(\$862,412)	\$3,598,784
Sponsored Program Development	\$0	\$0	\$0	\$0	\$297	\$0	\$0	\$962	\$1,258
Student Services	\$44,082	\$18,076	\$0	\$0	\$0	\$0	\$0	\$0	\$62,158
Royalty Accounts	\$14,343	\$4,905	\$0	\$1,076	\$4,466	\$0	\$257	\$22,621	\$47,668
Institutional and Dept Support	\$14,343	\$4,905	\$0	\$1,076	\$4,466	\$0	\$257	\$22,621	\$47,668
Third-Party Recharges Accounts	\$0	\$0	\$0	\$0	\$0		\$0	\$555,385	\$555,385
Institutional and Dept Support	\$0	\$0	\$0	\$0	\$0		\$0	\$555,385	\$555,385
Grand Total	\$6,619,751	\$2,662,472	\$15,027	\$317,201	\$374,460	\$2,728,910	(\$5,513)	\$1,385,036	\$14,097,345

THE RESEARCH FOUNDATION FOR STATE UNIVERSITY OF NEW YORK
ALLOCATION EXPENDITURE REPORT
HISTORICAL SUMMARY

Award Location Name	University at Albany				
NACUBO Description	FY 09-10	FY 10-11	FY 11-12	FY 12-13	FY 13-14
Balance	1,407,484	1,191,616	1,708,925	2,075,136	1,121,006
Alterations and Renovations	12,440	0	0	0	0
Departmental Administration	320,396	0	0	0	0
General Institutional Support	12,878	0	0	0	0
Institutional and Dept Support	769,387	1,191,616	1,708,925	2,075,136	1,121,006
Maintenance and Operations	74,534	0	0	0	0
Organized Activities	217,850	0	0	0	0
Campus Royalties	21,822	11,541	4,973	24,669	47,668
Institutional and Dept Support	21,822	11,541	4,973	24,669	47,668
Gift	0	0	0	3,582	44,836
Institutional and Dept Support	0	0	0	3,582	44,836
Inventor Payments	18,318	0	5,072	11,059	6,870
Institutional and Dept Support	18,318	0	5,072	11,059	6,870
Non Sponsored	21,744	222,462	176,714	234,886	69,632
Institutional and Dept Support	21,744	222,462	176,714	234,886	69,632
Research Management & Support	10,472,897	14,415,275	13,670,725	13,615,510	12,251,947
Academic Support	6,447	17,727	28,799	24,587	26,375
Departmental Administration	2,722,228	3,196,138	1,190,316	1,447,723	1,565,919
Educational Support	0	0	0	12,208	28,959
General Administration	40,025	214,039	235,976	418,084	312,037
General Institutional Support	277,734	292,189	306,528	376,095	456,472
Institutional and Dept Support	(1,112,037)	288,276	307,977	302,988	377,186
Maintenance and Operations	3,212,881	4,047,859	3,998,320	3,747,388	3,294,223
Organized Activities	(150,615)	74,434	92,024	214,701	291,823
Organized Research	1,651,616	1,628,238	2,369,056	2,525,122	2,236,753
Public Services	0	163,147	138,956	24,293	0
Sponsored Funds Administration	3,678,671	4,393,502	4,938,427	4,460,518	3,598,784
Sponsored Program Development	17,522	64	0	0	1,258
Student Services	128,426	99,663	64,347	61,804	62,158
Third Party Recharges	691,729	654,138	615,251	437,493	555,385
Institutional and Dept Support	691,729	654,138	615,251	437,493	555,385
Grand Total	12,633,994	16,495,031	16,181,661	16,402,334	14,097,345

THE RESEARCH FOUNDATION FOR STATE UNIVERSITY OF NEW YORK
ALLOCATION EXPENDITURE REPORT
 July 1, 2013 through June 30, 2014

Award Location Name CNSE

NACUBO Description	Salaries Total	Fringe Benefits Total	Equipment Total	Supplies Total	Travel Total	Building Expense Total	General Services Total	Other OTPS Total	Fye Expenditures
Balance Accounts	\$134,898	\$41,467	\$52,478	\$72,377	\$51,777	\$0	\$58,870	\$121,079	\$532,946
Institutional and Dept Support	\$82,801	\$20,107	\$52,478	\$72,217	\$51,777	\$0	\$27,829	\$109,705	\$416,915
Organized Research	\$52,097	\$21,360	\$0	\$160	\$0	\$0	\$31,041	\$11,373	\$116,032
Gift Accounts	\$66,074	\$16,293	\$0	\$19,156	\$505	\$0	\$0	\$4,472	\$106,499
Institutional and Dept Support	\$66,074	\$16,293	\$0	\$19,156	\$505	\$0	\$0	\$4,472	\$106,499
Nonsponsored Accounts	\$277,060	\$113,290	\$231,973	\$7,686	\$50,787	\$0	\$245,144	\$136,266	\$1,062,206
Institutional and Dept Support	\$266,157	\$109,488	\$231,973	\$7,686	\$49,957	\$0	\$237,344	\$130,511	\$1,033,116
Sponsored Funds Administration	\$10,903	\$3,802	\$0	\$0	\$830	\$0	\$7,800	\$5,755	\$29,090
Research Management & Support Accounts	\$1,829,829	\$695,493	\$180,685	\$45,368	\$32,284	\$278,354	\$882,798	\$204,745	\$4,149,556
Departmental Administration	\$0	\$0	\$0	\$202	\$115	\$0	\$219,878	\$395	\$220,590
Educational Support	\$5,107	\$255	\$21,206	\$10,701	\$0	\$0	\$0	\$0	\$37,269
General Administration	\$1,297,009	\$514,646	\$139,079	\$16,143	\$19,256	\$278,354	\$614,561	\$167,607	\$3,046,656
Institutional and Dept Support	\$211,135	\$54,521	\$20,400	\$1,759	\$3,883	\$0	\$32,309	\$22,821	\$346,828
Sponsored Funds Administration	\$316,578	\$126,071	\$0	\$16,397	\$8,891	\$0	\$16,050	\$13,593	\$497,580
Sponsored Program Development	\$0	\$0	\$0	\$166	\$138	\$0	\$0	\$328	\$632
Third-Party Recharges Accounts	\$0	\$0	\$0	\$0	\$0	\$0	\$0	\$11,713,900	\$11,713,900
Institutional and Dept Support	\$0	\$0	\$0	\$0	\$0	\$0	\$0	\$11,713,900	\$11,713,900
Grand Total	\$2,307,861	\$866,543	\$465,136	\$144,587	\$135,353	\$278,354	\$1,186,812	\$12,180,461	\$17,565,108

THE RESEARCH FOUNDATION FOR STATE UNIVERSITY OF NEW YORK
 ALLOCATION EXPENDITURE REPORT
 HISTORICAL SUMMARY

Award Location Name	CNSE
----------------------------	-------------

NACUBO Description	FY 09-10	FY 10-11	FY 11-12	FY 12-13	FY 13-14
Balance	209,002	253,711	243,873	531,302	532,946
Institutional and Dept Support	196,756	231,291	243,769	530,937	416,915
Organized Research	12,246	22,421	104	365	116,032
Gift	0	0	47,833	68,712	106,499
Institutional and Dept Support	0	0	47,833	68,712	106,499
Non Sponsored	543,048	60,415	10,079,345	30,151,786	1,062,206
Institutional and Dept Support	543,048	60,415	10,079,345	30,151,786	1,033,116
Sponsored Funds Administration	0	0	0	0	29,090
Research Management & Support	5,740,447	3,605,587	6,265,763	6,451,893	4,149,556
Departmental Administration	1,564,535	3,114,648	3,695,342	206,824	220,590
Educational Support	0	0	0	0	37,269
General Administration	0	0	1,254,684	4,201,373	3,046,656
Institutional and Dept Support	4,175,912	490,939	1,315,737	2,042,572	346,828
Sponsored Funds Administration	0	0	0	1,124	497,580
Sponsored Program Development	0	0	0	0	632
Third Party Recharges	173,239	927,001	12,791,293	14,150,087	11,713,900
Institutional and Dept Support	173,239	927,001	12,791,293	14,150,087	11,713,900
Grand Total	6,665,736	4,846,715	29,428,108	51,353,780	17,565,108

THE RESEARCH FOUNDATION FOR STATE UNIVERSITY OF NEW YORK
ALLOCATION EXPENDITURE REPORT
 July 1, 2013 through June 30, 2014

Award Location Name Binghamton University

NACUBO Description	Fringe Benefits		Equipment Total	Supplies Total	Travel Total	Building Expense Total	General Services Total	Other OTPS Total	Fye Expenditures
	Salaries Total	Total							
Balance Accounts	\$206,757	\$72,394	\$26,934	\$22,791	\$77,599	\$0	\$23,034	\$125,860	\$555,369
Departmental Administration	\$48,909	\$20,053	\$0	\$0	\$0	\$0	\$0	\$0	\$68,962
Institutional and Dept Support	\$7,961	\$3,264	\$19,434	\$2,993	\$571	\$0	\$9,945	\$20,859	\$65,027
Instruction and Dept Research	\$149,887	\$49,077	\$7,500	\$19,711	\$75,973	\$0	\$13,090	\$104,910	\$420,148
Organized Research	\$0	\$0	\$0	\$86	\$1,055	\$0	\$0	\$90	\$1,232
Gift Accounts	\$31,157	\$6,747	\$0	\$8,864	\$0	\$0	\$14,241	\$281	\$61,290
Institutional and Dept Support	\$31,157	\$6,747	\$0	\$8,864	\$0	\$0	\$14,241	\$281	\$61,290
Inventor Payments								\$513,757	\$513,757
Institutional and Dept Support								\$513,757	\$513,757
Nonsponsored Accounts	\$249,201	\$87,758	\$239,456	\$380,016	\$0	\$0	\$188,507	(\$94,912)	\$1,050,026
General Institutional Support	\$78,734	\$32,296	\$239,456	\$379,964	\$0	\$0	\$179,053	(\$95,912)	\$813,592
Institutional and Dept Support	\$143,932	\$44,582	\$0	\$51	\$0	\$0	\$9,454	\$1,000	\$199,019
Instruction and Dept Research	\$26,535	\$10,879	\$0	\$0	\$0	\$0	\$0	\$0	\$37,415
Research Management & Support Accounts	\$2,660,932	\$1,030,334	\$43,500	\$374,033	\$351,523	\$49,823	\$329,355	\$295,158	\$5,134,657
Departmental Administration	\$357,358	\$136,279	\$0	\$8,703	\$49,805	\$0	\$141,579	\$32,805	\$726,529
Educational Support	\$3,850	\$687	\$0	\$6,115	\$1,104	\$0	\$0	\$28,387	\$40,142
General Administration	\$175,959	\$72,143	\$0	\$8,869	\$2,398	\$0	\$2,181	\$11,439	\$272,989
General Institutional Support	\$69,430	\$26,289	\$7,500	\$24,782	\$2,877	\$0	\$10,629	\$45,107	\$186,614
Institutional and Dept Support	\$370,956	\$130,736	\$28,500	\$156,978	\$156,719	\$0	\$109,015	\$60,792	\$1,013,696
Instruction and Dept Research	\$160,733	\$54,579	\$7,500	\$127,273	\$79,554	\$0	\$37,744	\$71,164	\$538,546
Organized Activities	\$0	\$0	\$0	\$0	\$19,544	\$49,823	\$25,104	(\$645)	\$93,825
Organized Research	\$170,888	\$57,609	\$0	\$33,520	\$3,668	\$0	\$1,699	\$18,138	\$285,521
Public Services	\$0	\$0	\$0	\$0	\$2,717	\$0	\$0	\$0	\$2,717
Sponsored Funds Administration	\$964,428	\$393,208	\$0	\$4,221	\$23,604	\$0	\$1,245	\$18,148	\$1,404,854
Sponsored Program Development	\$387,329	\$158,805	\$0	\$3,573	\$9,534	\$0	\$158	\$9,825	\$569,224
Royalty Accounts	\$162,523	\$66,557	\$0	\$2,587	\$7,085	\$0	\$100,796	\$8,634	\$348,183
Institutional and Dept Support	\$162,523	\$66,557	\$0	\$2,587	\$7,085	\$0	\$100,796	\$8,634	\$348,183
Third-Party Recharges Accounts	\$180,015	\$60,167	\$7,257	\$64,935	\$9,664		\$78,231	\$150,727	\$550,996
General Institutional Support	\$180,015	\$60,167	\$7,257	\$64,935	\$9,664		\$78,231	\$150,727	\$550,996
Grand Total	\$3,490,584	\$1,323,958	\$317,147	\$853,226	\$445,871	\$49,823	\$734,164	\$999,506	\$8,214,279

THE RESEARCH FOUNDATION FOR STATE UNIVERSITY OF NEW YORK
ALLOCATION EXPENDITURE REPORT
HISTORICAL SUMMARY

Award Location Name **Binghamton University**

NACUBO Description	FY 09-10	FY 10-11	FY 11-12	FY 12-13	FY 13-14
Balance	414,221	356,336	429,352	630,088	555,369
Departmental Administration	76,402	67,656	73,959	69,940	68,962
Institutional and Dept Support	0	0	54,155	49	65,027
Instruction and Dept Research	337,819	288,680	301,238	548,858	420,148
Organized Research	0	0	0	11,241	1,232
Campus Royalties	389,352	119,941	314,560	296,586	348,183
Departmental Administration	1,338	1,381	0	0	0
Institutional and Dept Support	98,676	66,736	166,712	296,586	348,183
Instruction and Dept Research	289,339	51,824	147,848	0	0
Gift	0	0	49,505	112,458	61,290
Institutional and Dept Support	0	0	49,505	112,458	61,290
Inventor Payments	317,630	137,696	309,365	120,982	513,757
Institutional and Dept Support	0	0	0	140	5,590
Organized Activities	317,630	137,696	309,365	120,842	508,167
Non Sponsored	102,432	533,385	444,272	841,529	1,050,026
Departmental Administration	65,470	1,816	0	7,500	0
General Institutional Support	36,962	188,630	323,127	720,206	813,592
Institutional and Dept Support	0	342,939	99,376	56,622	199,019
Instruction and Dept Research	0	0	21,769	57,200	37,415
Research Management & Support	3,752,401	3,907,402	4,720,622	5,326,335	5,134,657
Departmental Administration	938,897	823,770	608,832	478,793	726,529
Educational Support	0	0	1	23,010	40,142
General Administration	92,547	172,489	140,986	278,608	272,989
General Institutional Support	59,320	110,266	136,923	719,656	186,614
Institutional and Dept Support	498,805	621,691	1,070,540	1,095,136	1,013,696
Instruction and Dept Research	381,632	452,552	617,399	619,161	538,546
Organized Activities	38,908	50,723	72,001	46,139	93,825
Organized Research	136,060	51,535	289,611	276,483	285,521
Public Services	30,484	0	37,947	15,890	2,717
Sponsored Funds Administration	1,066,429	1,100,824	1,191,920	1,224,157	1,404,854
Sponsored Program Development	509,318	523,552	554,461	549,303	569,224
Third Party Recharges	49,699	36,064	273,975	420,597	550,996
General Institutional Support	48,204	26,861	273,233	402,952	550,996
Organized Activities	1,496	9,203	742	17,645	0
Grand Total	5,025,736	5,090,826	6,541,650	7,748,575	8,214,279

THE RESEARCH FOUNDATION FOR STATE UNIVERSITY OF NEW YORK
ALLOCATION EXPENDITURE REPORT
 July 1, 2013 through June 30, 2014

Award Location Name University at Buffalo

NACUBO Description	Salaries Total	Fringe Benefits Total	Equipment Total	Supplies Total	Travel Total	Building Expense Total	General Services Total	Other OTPS Total	Fye Expenditures
Balance Accounts	\$94,834	\$32,011	\$0	\$33,053	\$29,678	\$0	\$49,686	\$19,900	\$259,162
Institutional and Dept Support	\$85,789	\$28,303	\$0	\$27,214	\$20,073	\$0	\$36,978	\$18,628	\$216,984
Organized Research	\$9,045	\$3,707	\$0	\$5,839	\$9,605	\$0	\$12,708	\$1,272	\$42,177
Gift Accounts	\$181,273	\$41,344	\$14,840	\$47,926	\$12,478	\$0	\$23,251	\$20,684	\$341,796
Institutional and Dept Support	\$181,273	\$41,344	\$14,840	\$47,926	\$12,478	\$0	\$23,251	\$20,684	\$341,796
Inventor Payments								\$758,060	\$758,060
Institutional and Dept Support								\$758,060	\$758,060
Nonsponsored Accounts	\$221,883	\$69,827	\$25,206	\$2,879,319	\$84,393	\$1,158	\$111,224	(\$2,509,111)	\$883,898
Departmental Administration	\$2,389	\$961	\$15,379	\$111,312	\$8,163	\$1,158	\$12,174	(\$7,785)	\$143,750
General Administration	\$0	\$0	\$0	\$0	\$0	\$0	\$52,668	\$0	\$52,668
General Institutional Support	\$56,543	\$23,140	\$0	\$1,081	\$12,198	\$0	(\$54,138)	\$102,870	\$141,693
Institutional and Dept Support	\$119,578	\$30,101	\$9,828	\$2,741,354	\$54,173	\$0	\$86,598	(\$2,608,031)	\$433,601
Organized Research	\$43,373	\$15,624	\$0	\$21,674	\$9,859	\$0	\$4,195	\$5,364	\$100,090
Sponsored Program Development	\$0	\$0	\$0	\$3,898	\$0	\$0	\$9,727	(\$1,529)	\$12,097
Research Management & Support Accounts	\$12,053,618	\$4,712,152	\$1,334,440	\$1,290,733	\$982,665	\$203,615	\$2,290,118	\$6,130,670	\$28,998,011
Departmental Administration	\$4,422,714	\$1,691,789	\$901,583	\$349,836	\$304,655	\$114,383	\$278,063	\$647,705	\$8,710,727
Educational Support	\$0	\$0	\$0	\$0	\$0	\$0	\$2,926	\$29,429	\$32,355
General Administration	\$643,920	\$262,205	\$24,763	\$170,630	\$8,891	\$0	\$468,272	\$209,856	\$1,788,539
General Institutional Support	\$35,583	\$14,685	\$0	\$371	\$2	\$12,862	\$170,504	\$30	\$234,038
Institutional and Dept Support	\$0	\$0	\$0	\$11,609	\$2,279	\$0	\$19,882	\$9,967	\$43,738
Libraries	\$0	\$0	\$0	\$280,849	\$0	\$0	\$0	\$17,409	\$298,258
Maintenance and Operations	\$0	\$0	\$0	\$0	\$254,124	\$0	\$151,598	\$0	\$405,722
Organized Research	\$913,693	\$298,335	\$395,490	\$310,305	\$220,341	\$1,507	\$166,610	\$88,240	\$2,394,521
Scholarships	\$0	\$0	\$0	\$17,551	\$0	\$0	\$3,943	\$28	\$21,522
Sponsored Funds Administration	\$5,145,884	\$2,087,525	\$12,603	\$82,883	\$50,254	\$74,863	\$813,092	\$5,064,925	\$13,332,030
Sponsored Program Development	\$845,928	\$338,795	\$0	\$66,698	\$24,675	\$0	\$190,869	\$26,562	\$1,493,527
Student Services	\$45,896	\$18,817	\$0	\$0	\$117,445	\$0	\$24,358	\$36,519	\$243,035
Royalty Accounts	\$27,810	\$6,657	\$23,123	\$17,759	\$12,455	\$0	\$13,580	\$18,657	\$120,041
Institutional and Dept Support	\$6,026	\$2,953	\$15,143	\$3,163	\$7,419	\$0	\$12,768	\$13,068	\$60,540
Organized Research	\$21,784	\$3,704	\$7,980	\$14,595	\$5,037	\$0	\$812	\$5,589	\$59,501
Third-Party Recharges Accounts	\$0	\$0	\$0	\$0	\$0	\$0	\$0	\$479,891	\$479,891
General Institutional Support	\$0	\$0	\$0	\$0	\$0	\$0	\$0	\$479,891	\$479,891
Grand Total	\$12,579,418	\$4,861,990	\$1,397,608	\$4,268,789	\$1,121,670	\$204,773	\$2,487,859	\$4,918,751	\$31,840,858

THE RESEARCH FOUNDATION FOR STATE UNIVERSITY OF NEW YORK
ALLOCATION EXPENDITURE REPORT
HISTORICAL SUMMARY

Award Location Name	University at Buffalo				
NACUBO Description	FY 09-10	FY 10-11	FY 11-12	FY 12-13	FY 13-14
Balance	324,982	301,239	205,851	224,966	259,162
Institutional and Dept Support	159,535	136,949	150,133	129,136	216,984
Organized Research	161,783	135,656	53,253	87,217	42,177
Training	3,664	28,634	2,465	8,613	0
Campus Royalties	164,226	442,356	214,041	156,602	120,041
Institutional and Dept Support	130,593	52,609	28,795	21,071	60,540
Organized Research	33,634	389,746	185,247	135,532	59,501
Gift	0	0	83,891	121,334	341,796
General Institutional Support	0	0	34,503	0	0
Institutional and Dept Support	0	0	49,388	121,334	341,796
Inventor Payments	291,535	609,024	185,016	167,702	758,060
Institutional and Dept Support	291,535	609,024	185,016	167,702	758,060
Non Sponsored	327,970	442,363	585,159	947,891	883,898
Departmental Administration	13,484	3,813	5,966	(178,857)	143,750
General Administration	1,797	5,236	2,453	269,829	52,668
General Institutional Support	114,080	113,159	113,392	402,563	141,693
Institutional and Dept Support	197,215	308,918	208,232	382,482	433,601
Organized Research	1,394	11,237	73,369	86,016	100,090
Sponsored Funds Administration	0	0	179,368	(17,852)	0
Sponsored Program Development	0	0	2,380	3,710	12,097
Research Management & Support	21,477,667	20,475,194	21,622,139	23,090,293	28,998,011
Academic Support	40,873	7,038	1,998	3,000	0
Alterations and Renovations	0	0	25,810	33,779	0
Departmental Administration	5,439,962	5,633,224	6,611,670	7,603,283	8,710,727
Educational Support	27,001	24,208	46,674	27,321	32,355
Fellowships	0	0	13,793	206	0
General Administration	2,837,142	2,680,840	1,743,125	1,314,598	1,788,539
General Institutional Support	582,121	268,596	447,614	139,977	234,038
Institutional and Dept Support	23,945	247,199	46,107	996,351	43,738
Instruction and Dept Research	2,291	62	454	0	0
Libraries	316,620	250,282	249,752	249,968	298,258
Maintenance and Operations	1,100,181	757,883	750,126	523,051	405,722
Organized Research	665,977	1,769,808	1,677,071	2,129,884	2,394,521
Public Services	66,996	1,407	9,756	4,288	0
Scholarships	33,684	47,752	19,382	22,245	21,522
Sponsored Funds Administration	8,300,522	7,061,297	8,276,291	8,379,075	13,332,030
Sponsored Program Development	1,646,586	1,585,125	1,495,463	1,486,928	1,493,527
Student Services	393,765	140,474	207,054	176,339	243,035
Third Party Recharges	507,254	398,551	476,441	612,357	479,891
General Institutional Support	507,254	398,551	476,441	612,357	479,891
Grand Total	23,093,633	22,668,727	23,372,538	25,321,145	31,840,858

THE RESEARCH FOUNDATION FOR STATE UNIVERSITY OF NEW YORK

ALLOCATION EXPENDITURE REPORT

July 1, 2013 through June 30, 2014

Award Location Name Stony Brook University

NACUBO Description	Fringe		Equipment Total	Supplies Total	Travel Total	Building Expense Total	General Services Total	Other OTPS Total	Fye Expenditures
	Salaries Total	Benefits Total							
Balance Accounts	\$55,688	\$16,940	\$53,852	\$30,401	\$21,275	\$0	\$42,288	\$136,590	\$357,033
Institutional and Dept Support	\$55,688	\$16,940	\$53,852	\$30,401	\$21,275	\$0	\$42,288	\$136,590	\$357,033
Gift Accounts	\$87,367	\$16,966	\$0	\$50,733	\$4,591	\$0	\$0	\$8,297	\$167,955
Institutional and Dept Support	\$87,367	\$16,966	\$0	\$50,733	\$4,591	\$0	\$0	\$8,297	\$167,955
Inventor Payments								\$4,709,849	\$4,709,849
Institutional and Dept Support								\$4,709,849	\$4,709,849
Nonsponsored Accounts	\$463,928	\$133,931	\$92,001	\$139,657	\$120,782	\$0	\$271,638	\$795,792	\$2,017,729
General Administration	\$0	\$0	\$0	\$0	\$0	\$0	\$47,130	\$0	\$47,130
Institutional and Dept Support	\$463,928	\$133,931	\$92,001	\$139,657	\$120,782	\$0	\$224,508	\$795,792	\$1,970,599
Partnership Activity Accounts	\$17,484	\$7,168	\$0	\$8,235	\$1,269		\$125,981	\$649,758	\$809,896
Institutional and Dept Support	\$17,484	\$7,168	\$0	\$8,235	\$1,269		\$125,981	\$649,758	\$809,896
Research Management & Support Accounts	\$15,690,109	\$5,989,853	\$5,520,030	\$1,612,086	\$1,025,979	\$971,488	\$3,435,061	\$4,842,263	\$39,086,868
Academic Support	\$1,731	\$710	\$22,786	\$25,423	\$31,119	\$0	\$29,811	\$610,063	\$721,643
Alterations and Renovations	\$126,375	\$51,992	\$70,790	\$776	\$2,665	\$0	\$277,775	\$293,623	\$823,995
Departmental Administration	\$740,457	\$236,754	\$146,569	\$215,512	\$125,087	\$0	\$41,553	\$223,006	\$1,728,938
Educational Support	\$0	\$0	\$0	\$0	\$0	\$0	\$17,000	\$16,621	\$33,621
General Administration	\$872,079	\$359,702	\$548,717	\$45,438	\$16,609	\$932,988	\$419,373	\$782,701	\$3,977,607
General Institutional Support	\$3,684,974	\$1,510,399	\$1,915	\$13,341	\$42,084	\$0	\$645,518	\$233,828	\$6,132,060
Institutional and Dept Support	\$2,502,576	\$902,757	\$3,908,414	\$323,321	\$132,335	\$1,800	\$723,939	\$949,140	\$9,444,282
Instruction and Dept Research	\$1,458,182	\$503,666	\$302,567	\$430,645	\$373,782	\$26,650	\$114,612	\$1,111,094	\$4,321,197
Libraries	\$0	\$0	\$0	\$4,051	\$0	\$0	\$7,319	\$33,592	\$44,962
Maintenance and Operations	\$587,712	\$240,962	\$46,856	\$98,312	\$0	\$0	\$1,078,137	(\$1,097,295)	\$954,684
Organized Activities	\$37,001	\$15,170	\$524	(\$2,846)	\$0	\$0	\$509	\$10,895	\$61,253
Organized Research	\$1,357,383	\$434,026	\$461,301	\$443,699	\$204,353	\$0	\$66,733	\$740,240	\$3,707,736
Public Services	\$0	\$0	\$0	\$2,982	\$1,870	\$0	\$0	\$24,442	\$29,294
Sponsored Funds Administration	\$4,073,122	\$1,643,191	\$8,268	(\$11,736)	\$54,245	\$0	(\$47,323)	\$148,135	\$5,867,902
Sponsored Program Development	\$0	\$0	\$0	\$0	\$0	\$10,050	\$46,550	\$9	\$56,609
Student Services	\$213,192	\$82,142	\$1,323	\$22,951	\$41,267	\$0	\$13,555	\$758,555	\$1,132,984
Training	\$35,325	\$8,382	\$0	\$217	\$562	\$0	\$0	\$3,614	\$48,100
Royalty Accounts	\$1,188,999	\$407,379	\$449,280	\$539,402	\$174,742	\$11,400	\$493,862	\$2,230,792	\$5,495,856
General Administration	\$0	\$0	\$0	\$0	\$1,227	\$0	\$0	(\$363,098)	(\$361,871)
Institutional and Dept Support	\$548,893	\$200,349	\$0	\$304,915	\$122,047	\$0	\$393,983	\$2,258,481	\$3,828,669
Instruction and Dept Research	\$74,125	\$30,210	\$26,667	\$36,337	\$8,960	\$11,400	\$5,473	\$29,951	\$223,123
Organized Activities	\$0	\$0	\$0	\$0	\$0	\$0	\$0	\$10,000	\$10,000
Organized Research	\$565,981	\$176,821	\$422,613	\$198,150	\$42,508	\$0	\$94,405	\$295,457	\$1,795,934
Third-Party Recharges Accounts	\$0	\$0	\$0	\$0	\$0		\$0	\$739,272	\$739,272
General Institutional Support	\$0	\$0	\$0	\$0	\$0		\$0	\$660,571	\$660,571
Institutional and Dept Support	\$0	\$0	\$0	\$0	\$0		\$0	\$78,701	\$78,701
Grand Total	\$17,503,575	\$6,572,237	\$6,115,162	\$2,380,514	\$1,348,639	\$982,888	\$4,368,830	\$14,112,614	\$53,384,458

THE RESEARCH FOUNDATION FOR STATE UNIVERSITY OF NEW YORK
ALLOCATION EXPENDITURE REPORT
HISTORICAL SUMMARY

Award Location Name	Stony Brook University				
NACUBO Description	FY 09-10	FY 10-11	FY 11-12	FY 12-13	FY 13-14
Balance	517,959	684,293	383,122	427,144	357,033
Institutional and Dept Support	517,959	684,293	383,122	427,144	357,033
Campus Royalties	7,408,836	8,082,233	6,023,018	6,210,297	5,495,856
General Administration	1,617,170	2,247,626	1,113,433	1,348,414	(361,871)
Institutional and Dept Support	4,325,249	4,535,364	3,492,639	3,485,281	3,828,669
Instruction and Dept Research	653,738	551,157	489,576	464,733	223,123
Organized Activities	0	0	0	0	10,000
Organized Research	812,680	748,086	927,370	911,869	1,795,934
Gift	0	0	43,630	64,549	167,955
Institutional and Dept Support	0	0	43,630	64,549	167,955
Inventor Payments	4,280,705	3,831,434	3,423,019	3,267,232	4,709,849
Institutional and Dept Support	4,280,705	3,831,434	3,423,019	3,267,232	4,709,849
Non Sponsored	1,127,692	1,787,674	1,283,234	1,600,704	2,017,729
General Administration	0	0	0	517,024	47,130
General Institutional Support	805,292	597,779	669,369	184,878	0
Institutional and Dept Support	322,401	1,189,894	613,865	898,802	1,970,599
Partnership Activity	219,193	2,465,762	500,714	2,876,968	809,896
Institutional and Dept Support	219,193	2,465,762	500,714	2,876,968	809,896
Research Management & Support	33,200,012	39,710,313	40,579,814	39,368,670	39,086,868
Academic Support	772,823	787,178	714,934	370,309	721,643
Alterations and Renovations	883,883	629,281	732,481	372,764	823,995
Departmental Administration	967,964	879,316	1,015,452	1,517,657	1,728,938
Educational Support	0	0	0	29,314	33,621
General Administration	5,196,259	4,909,124	4,924,601	6,065,976	3,977,607
General Institutional Support	5,786,883	5,301,920	5,654,161	5,930,976	6,132,060
Institutional and Dept Support	6,428,166	6,774,668	7,348,112	7,157,395	9,444,282
Instruction and Dept Research	2,334,554	3,423,908	3,343,280	4,349,878	4,321,197
Libraries	17,216	159,015	1,855,834	2,941,848	44,962
Maintenance and Operations	2,055,279	7,567,576	4,422,235	1,306,138	954,684
Organized Activities	68,422	37,120	74,295	97,815	61,253
Organized Research	2,852,230	3,566,581	3,660,294	3,711,906	3,707,736
Public Services	43,980	25,298	24,507	29,796	29,294
Sponsored Funds Administration	4,708,202	5,148,808	5,357,372	4,401,058	5,867,902
Sponsored Program Development	81,250	147,868	59,207	23,547	56,609
Student Services	1,002,901	352,651	1,393,050	1,017,553	1,132,984
Training	0	0	0	44,740	48,100
Third Party Recharges	923,355	729,689	1,298,251	1,043,337	739,272
General Institutional Support	923,355	729,689	1,259,575	1,003,899	660,571
Institutional and Dept Support	0	0	38,676	39,438	78,701
Grand Total	47,677,753	57,291,397	53,534,802	54,858,901	53,384,458

**THE RESEARCH FOUNDATION FOR STATE UNIVERSITY OF NEW YORK
ALLOCATION EXPENDITURE REPORT**

July 1, 2013 through June 30, 2014

Award Location Name SUNY Downstate Medical Center

NACUBO Description	Fringe Benefits		Equipment Total	Supplies Total	Travel Total	Building Expense Total	General Services Total	Other OTPS Total	Fye Expenditures
	Salaries Total	Total							
Balance Accounts	\$271,684	\$118,700	\$0	\$116,897	\$30,720	\$0	\$40,882	\$46,078	\$624,960
Institutional and Dept Support	\$252,569	\$108,253	\$0	\$113,945	\$30,666	\$0	\$40,882	\$46,048	\$592,364
Public Services	\$19,114	\$10,447	\$0	\$2,952	\$54	\$0	\$0	\$30	\$32,597
Gift Accounts	\$15,000	\$6,161	\$0	\$32,621	\$0	\$0	\$0	\$13	\$53,795
Institutional and Dept Support	\$15,000	\$6,161	\$0	\$32,621	\$0	\$0	\$0	\$13	\$53,795
Inventor Payments								\$21,167	\$21,167
Institutional and Dept Support								\$21,167	\$21,167
Nonsponsored Accounts	\$33,726	\$13,828	\$0	(\$5,207)	\$1,228	\$1,675	\$0	\$144,793	\$190,043
Institutional and Dept Support	\$33,726	\$13,828	\$0	(\$5,207)	\$1,228	\$1,675	\$0	\$144,793	\$190,043
Research Management & Support Accounts	\$3,075,445	\$1,284,601	\$19,787	\$309,428	\$34,230	\$60,000	\$1,300,247	\$2,225,985	\$8,309,722
Academic Support	\$0	\$0	\$0	\$12,556	\$1,043	\$0	\$2,850	\$50,280	\$66,729
Alterations and Renovations	\$0	\$0	\$0	\$0	\$0	\$0	\$172,065	\$0	\$172,065
General Administration	\$0	\$0	\$0	\$194	\$0	\$0	\$643,085	\$0	\$643,279
General Institutional Support	\$131,383	\$63,696	\$0	\$0	\$0	\$0	\$0	\$3,785	\$198,864
Institutional and Dept Support	\$383,220	\$149,386	\$0	\$133,970	\$855	\$60,000	\$52,356	\$6,353	\$786,141
Instruction and Dept Research	\$1,225	\$502	\$0	\$68,883	\$8,197	\$0	\$63,488	\$1,587,653	\$1,729,948
Libraries	\$0	\$0	\$0	\$6,988	\$0	\$0	\$38,273	\$12,888	\$58,150
Organized Activities	(\$7,795)	(\$3,446)	\$0	\$48,257	\$15,171	\$0	\$7,833	\$85,867	\$145,886
Organized Research	\$5,081	\$2,083	\$0	\$6,514	\$0	\$0	\$901	\$0	\$14,578
Sponsored Funds Administration	\$2,519,512	\$1,047,222	\$19,787	\$32,064	\$8,965	\$0	\$299,396	\$263,724	\$4,190,671
Training	\$42,820	\$25,157	\$0	\$0	\$0	\$0	\$20,000	\$215,435	\$303,411
Grand Total	\$3,395,854	\$1,423,290	\$19,787	\$453,738	\$66,178	\$61,675	\$1,341,129	\$2,438,035	\$9,199,687

THE RESEARCH FOUNDATION FOR STATE UNIVERSITY OF NEW YORK
ALLOCATION EXPENDITURE REPORT
HISTORICAL SUMMARY

Award Location Name **SUNY Downstate Medical Center**

NACUBO Description	FY 09-10	FY 10-11	FY 11-12	FY 12-13	FY 13-14
Balance	793,039	978,647	792,309	807,728	624,960
Institutional and Dept Support	581,963	820,110	668,306	787,290	592,364
Organized Research	14,143	0	0	0	0
Public Services	196,934	158,537	124,003	20,438	32,597
Gift	0	0	32,240	17,730	53,795
Institutional and Dept Support	0	0	32,240	17,730	53,795
Inventor Payments	3,272	29,320	32,291	0	21,167
Institutional and Dept Support	0	17,728	22,000	0	0
Other Auxiliary	3,272	11,592	10,291	0	21,167
Non Sponsored	4,799	34,869	47,131	626,831	190,043
Institutional and Dept Support	4,799	34,869	47,131	626,831	190,043
Research Management & Support	5,056,747	5,042,681	6,232,233	5,787,131	8,309,722
Academic Support	11,841	50,346	110,031	142,820	66,729
Alterations and Renovations	0	0	88,452	0	172,065
Departmental Administration	93	0	0	0	0
General Administration	0	800	80,776	74,696	643,279
General Institutional Support	201,670	117,248	126,168	258,500	198,864
Institutional and Dept Support	457,397	531,657	1,193,235	801,854	786,141
Instruction and Dept Research	472,422	512,851	400,676	363,751	1,729,948
Libraries	60,546	28,072	58,133	66,302	58,150
Maintenance and Operations	0	0	0	99,260	0
Organized Activities	148,020	243,156	249,719	265,146	145,886
Organized Research	14,752	52,072	139,517	44,721	14,578
Sponsored Funds Administration	3,690,007	3,506,479	3,775,525	3,670,080	4,190,671
Training	0	0	10,000	0	303,411
Grand Total	5,857,856	6,085,517	7,136,204	7,239,421	9,199,687

THE RESEARCH FOUNDATION FOR STATE UNIVERSITY OF NEW YORK
ALLOCATION EXPENDITURE REPORT
July 1, 2013 through June 30, 2014

Award Location Name Upstate Medical University

NACUBO Description	Salaries Total	Fringe	Equipment Total	Supplies Total	Travel Total	Building Expense Total	General Services Total	Other OTPS Total	Fye Expenditures
		Benefits Total							
Balance Accounts	\$202,271	\$82,328	\$22,588	\$144,505	\$62,336	\$25,377	\$134,333	\$128,525	\$802,264
Institutional and Dept Support	\$186,118	\$75,705	\$22,588	\$144,505	\$62,336	\$25,377	\$134,333	\$128,525	\$779,487
Organized Research	\$16,154	\$6,623	\$0	\$0	\$0	\$0	\$0	\$0	\$22,777
Gift Accounts	\$35,279	\$7,179	\$0	\$7,041	\$0	\$0	\$360	\$134	\$49,993
Institutional and Dept Support	\$35,279	\$7,179	\$0	\$7,041	\$0	\$0	\$360	\$134	\$49,993
Inventor Payments								\$3,571	\$3,571
Institutional and Dept Support								\$3,571	\$3,571
Nonsponsored Accounts	\$81,870	\$33,531	\$0	\$231	\$4,870	\$0	\$750	\$8,741	\$129,993
Institutional and Dept Support	\$81,870	\$33,531	\$0	\$231	\$4,870	\$0	\$750	\$8,741	\$129,993
Research Management & Support Accounts	\$4,458,143	\$1,829,860	\$18,441	\$47,494	\$81,075	\$67,500	\$122,673	\$128,722	\$6,753,908
Departmental Administration	\$6,863	\$2,815	\$0	\$0	\$0	\$0	\$0	\$0	\$9,678
Educational Support	\$0	\$0	\$0	\$5,673	\$0	\$0	\$1,208	\$2,100	\$8,980
General Administration	\$1,736,896	\$712,138	\$0	\$0	\$0	\$0	\$847	\$0	\$2,449,882
General Institutional Support	\$37,887	\$15,546	\$0	\$0	\$0	\$0	\$0	\$0	\$53,433
Institutional and Dept Support	\$637,002	\$261,171	\$0	\$20,660	\$20,934	\$51,111	\$40,424	\$12,911	\$1,044,214
Instruction and Dept Research	\$790,611	\$324,205	\$0	\$1,314	\$15,236	\$0	\$6,615	\$78,311	\$1,216,292
Maintenance and Operations	\$0	\$0	\$0	\$0	\$0	\$16,389	\$0	\$0	\$16,389
Organized Research	\$82,421	\$33,920	\$0	\$4,168	\$678	\$0	\$290	\$16,241	\$137,717
Sponsored Funds Administration	\$1,021,933	\$420,763	\$18,441	\$15,630	\$44,227	\$0	\$71,860	\$19,032	\$1,611,885
Sponsored Program Development	\$144,530	\$59,301	\$0	\$50	\$0	\$0	\$1,429	\$128	\$205,438
Royalty Accounts	\$0	\$0	\$0	\$0	\$235	\$0	\$85,560	\$2,358	\$88,153
Institutional and Dept Support	\$0	\$0	\$0	\$0	\$235	\$0	\$85,560	\$2,358	\$88,153
Third-Party Recharges Accounts	\$0	\$0	\$0	\$1	\$0		\$0	\$65,307	\$65,307
Institutional and Dept Support	\$0	\$0	\$0	\$1	\$0		\$0	\$40,307	\$40,307
Organized Research	\$0	\$0	\$0	\$0	\$0		\$0	\$25,000	\$25,000
Grand Total	\$4,777,564	\$1,952,898	\$41,029	\$199,271	\$148,515	\$92,877	\$343,676	\$337,358	\$7,893,190

THE RESEARCH FOUNDATION FOR STATE UNIVERSITY OF NEW YORK
ALLOCATION EXPENDITURE REPORT
HISTORICAL SUMMARY

Award Location Name	Upstate Medical University				
NACUBO Description	FY 09-10	FY 10-11	FY 11-12	FY 12-13	FY 13-14
Balance	1,155,580	1,067,063	1,293,777	954,286	802,264
Institutional and Dept Support	1,046,143	950,157	1,301,677	888,060	779,487
Organized Research	109,437	116,906	(7,900)	66,225	22,777
Campus Royalties	262,625	100,286	111,526	126,329	88,153
Institutional and Dept Support	262,625	100,286	111,526	126,329	88,153
Gift	0	0	0	8,975	49,993
Institutional and Dept Support	0	0	0	8,975	49,993
Inventor Payments	650	465	266	1,949	3,571
Institutional and Dept Support	650	465	266	1,949	3,571
Non Sponsored	213,119	108,244	78,447	120,485	129,993
Institutional and Dept Support	213,119	108,244	78,447	120,485	129,993
Research Management & Support	7,771,943	7,148,249	7,383,133	7,073,699	6,753,908
Departmental Administration	67,204	71,311	78,841	76,839	9,678
Educational Support	0	0	0	900	8,980
General Administration	2,777,209	2,742,175	2,713,246	2,657,636	2,449,882
General Institutional Support	58,909	56,810	106,590	75,429	53,433
Hospitals and Clinics	0	0	74,337	0	0
Institutional and Dept Support	2,163,385	1,333,793	1,345,424	1,015,727	1,044,214
Instruction and Dept Research	1,614,309	1,610,323	1,528,185	1,408,131	1,216,292
Maintenance and Operations	120,108	122,520	124,968	39,328	16,389
Organized Research	3,457	609	0	128,051	137,717
Sponsored Funds Administration	702,605	931,886	1,121,306	1,295,068	1,611,885
Sponsored Program Development	264,758	278,823	290,236	376,590	205,438
Third Party Recharges	0	0	0	0	65,307
Institutional and Dept Support	0	0	0	0	40,307
Organized Research	0	0	0	0	25,000
Grand Total	9,403,917	8,424,308	8,867,149	8,285,723	7,893,190

THE RESEARCH FOUNDATION FOR STATE UNIVERSITY OF NEW YORK
ALLOCATION EXPENDITURE REPORT
 July 1, 2013 through June 30, 2014

Award Location Name SUNY ESF

NACUBO Description	Fringe					Building	General	Other	OTPS	Fye
	Salaries	Benefits	Equipment	Supplies	Travel	Expense	Services			
	Total	Total	Total	Total	Total	Total	Total	Total	Total	Expenditures
Balance Accounts	\$68,317	\$28,011	\$2,586	\$12,240	\$5,984	\$0	\$1,588	\$41,473	\$160,199	
Institutional and Dept Support	\$1,686	\$692	\$0	\$3,168	\$1,990	\$0	\$942	\$2,692	\$11,170	
Organized Research	\$14,378	\$5,895	\$2,586	\$4,446	\$0	\$0	\$0	\$3,489	\$30,794	
Public Services	\$52,254	\$21,424	\$0	\$4,626	\$3,995	\$0	\$646	\$35,291	\$118,235	
Inventor Payments								\$6,947	\$6,947	
Institutional and Dept Support								\$6,947	\$6,947	
Nonsponsored Accounts	\$12,967	\$4,416	\$0	\$6,577	\$114,563	\$2,334	(\$413,916)	(\$173,589)	(\$446,649)	
Educational Support	\$0	\$0	\$0	\$0	\$14,641	\$0	(\$413,916)	(\$135,764)	(\$535,039)	
Fellowships	\$0	\$0	\$0	\$0	\$0	\$0	\$0	\$3,000	\$3,000	
General Institutional Support	\$11,407	\$4,159	\$0	\$3,630	\$99,659	\$2,334	\$0	(\$42,334)	\$78,856	
Institutional and Dept Support	\$1,400	\$233	\$0	\$1,438	\$263	\$0	\$0	\$1,086	\$4,420	
Organized Research	\$160	\$23	\$0	\$1,519	\$0	\$0	\$0	\$425	\$2,127	
Public Services	\$0	\$0	\$0	(\$10)	\$0	\$0	\$0	(\$2)	(\$12)	
Research Management & Support Accounts	\$1,117,077	\$442,516	\$16,975	\$116,399	\$59,937	\$69,891	\$126,564	\$139,659	\$2,089,019	
Academic Support	\$20,290	\$3,735	(\$20,000)	\$11,576	\$1,175	\$69,891	\$71,936	\$17,263	\$175,865	
General Administration	\$0	\$0	\$17,850	\$9,712	\$0	\$0	\$0	\$110	\$27,672	
General Institutional Support	\$58,345	\$24,009	\$0	\$420	\$501	\$0	\$95	\$4,348	\$87,717	
Institutional and Dept Support	\$18,280	\$4,894	\$0	\$0	\$0	\$0	\$0	\$0	\$23,173	
Instruction and Dept Research	\$0	\$0	\$0	\$6,146	\$0	\$0	\$0	\$0	\$6,146	
Libraries	\$36,793	\$15,085	\$0	\$0	\$0	\$0	\$0	\$0	\$51,878	
Maintenance and Operations	\$87,574	\$35,905	\$0	\$0	\$0	\$0	\$0	\$0	\$123,479	
Organized Research	\$41,113	\$9,094	\$19,125	\$86,466	\$51,238	\$0	\$19,765	\$30,942	\$257,743	
Public Services	\$65,968	\$27,047	\$0	\$300	\$0	\$0	\$4,000	\$8,200	\$105,515	
Sponsored Funds Administration	\$769,231	\$314,758	\$0	\$1,779	\$7,023	\$0	\$30,769	\$78,797	\$1,202,357	
Sponsored Program Development	\$19,485	\$7,989	\$0	\$0	\$0	\$0	\$0	\$0	\$27,474	
Royalty Accounts	\$6,545	\$2,078	\$0	\$1,325	\$0	\$0	\$9,455	\$0	\$19,402	
Institutional and Dept Support	\$6,545	\$2,078	\$0	\$1,325	\$0	\$0	\$9,455	\$0	\$19,402	
Third-Party Recharges Accounts	\$3,034	\$446	\$0	\$1,450	\$0		\$0	\$395,600	\$400,530	
General Institutional Support	\$0	\$0	\$0	\$0	\$0		\$0	\$168,238	\$168,238	
Institutional and Dept Support	\$3,034	\$446	\$0	\$1,450	\$0		\$0	\$227,362	\$232,293	
Grand Total	\$1,207,941	\$477,466	\$19,561	\$137,990	\$180,485	\$72,225	(\$276,309)	\$410,090	\$2,229,449	

THE RESEARCH FOUNDATION FOR STATE UNIVERSITY OF NEW YORK
ALLOCATION EXPENDITURE REPORT
HISTORICAL SUMMARY

Award Location Name	SUNY ESF				
NACUBO Description	FY 09-10	FY 10-11	FY 11-12	FY 12-13	FY 13-14
Balance	69,242	57,299	115,272	189,786	160,199
General Institutional Support	355	0	0	0	0
Institutional and Dept Support	10,944	23,645	11,677	9,142	11,170
Organized Research	3,965	20,929	12,637	62,338	30,794
Public Services	53,978	12,725	90,959	118,305	118,235
Campus Royalties	0	4,676	(4,676)	1,300	19,402
Institutional and Dept Support	0	4,676	(4,676)	1,300	19,402
Inventor Payments	11,419	3,898	0	29,873	6,947
Institutional and Dept Support	11,419	3,898	0	29,873	6,947
Non Sponsored	253,449	78,986	68,678	103,770	(446,649)
Educational Support	(32,477)	17,205	16,458	21,054	(535,039)
Fellowships	3,600	3,600	4,556	2,500	3,000
General Institutional Support	69,030	50,981	24,027	31,715	78,856
Institutional and Dept Support	14,376	5,392	22,559	28,148	4,420
Organized Research	0	0	0	20,138	2,127
Public Services	2,978	1,193	1,078	215	(12)
Training	195,942	615	0	0	0
Research Management & Support	1,670,185	2,168,033	1,815,328	1,837,743	2,089,019
Academic Support	14,306	14,921	12,932	70,559	175,865
Educational Support	354	0	0	10,000	0
General Administration	7,191	76,175	85,302	(4,221)	27,672
General Institutional Support	6,234	23,362	20,220	15,392	87,717
Institutional and Dept Support	35,640	26,679	70,000	28,274	23,173
Instruction and Dept Research	0	0	0	2,396	6,146
Libraries	91,528	96,861	77,485	39,518	51,878
Maintenance and Operations	123,088	128,435	97,228	122,556	123,479
Organized Research	333,063	678,746	307,738	307,914	257,743
Public Services	70,533	83,096	80,720	125,943	105,515
Sponsored Funds Administration	899,751	947,100	1,007,897	1,065,073	1,202,357
Sponsored Program Development	88,498	92,658	55,805	54,340	27,474
Third Party Recharges	126,457	156,491	122,214	149,893	400,530
Academic Support	20	240	159	(1,150)	0
General Institutional Support	64,934	41,606	29,945	118,435	168,238
Institutional and Dept Support	61,503	114,645	92,110	32,608	232,293
Grand Total	2,130,752	2,469,382	2,116,817	2,312,366	2,229,449

THE RESEARCH FOUNDATION FOR STATE UNIVERSITY OF NEW YORK
ALLOCATION EXPENDITURE REPORT
 July 1, 2013 through June 30, 2014

Award Location Name College of Optometry

NACUBO Description	Salaries Total	Fringe	Equipment Total	Supplies Total	Travel Total	Building Expense Total	General Services Total	Other OTPS Total	Fye Expenditures
		Benefits Total							
Balance Accounts	\$0	\$0	\$0	(\$1,218)	\$429	\$0	\$0	\$15,734	\$14,945
Institutional and Dept Support	\$0	\$0	\$0	(\$1,218)	\$429	\$0	\$0	\$15,734	\$14,945
Inventor Payments								\$337	\$337
Institutional and Dept Support								\$337	\$337
Research Management & Support Accounts	\$283,816	\$118,801	\$97,125	\$105,054	\$21,468	\$0	\$54,519	\$46,880	\$727,663
Educational Support	\$0	\$0	\$0	\$108	\$608	\$0	\$0	\$0	\$716
General Institutional Support	\$122,670	\$50,295	\$0	\$49,205	(\$441)	\$0	\$17,661	\$1,782	\$241,172
Organized Research	\$675	\$277	\$0	\$1,405	\$2,059	\$0	\$300	\$993	\$5,708
Sponsored Funds Administration	\$21,785	\$9,118	\$97,125	\$23,833	\$12,785	\$0	\$8,711	\$39,171	\$212,527
Sponsored Program Development	\$138,686	\$59,112	\$0	\$30,502	\$6,458	\$0	\$27,846	\$4,935	\$267,539
Grand Total	\$283,816	\$118,801	\$97,125	\$103,836	\$21,897	\$0	\$54,519	\$62,952	\$742,945

THE RESEARCH FOUNDATION FOR STATE UNIVERSITY OF NEW YORK
ALLOCATION EXPENDITURE REPORT
HISTORICAL SUMMARY

Award Location Name College of Optometry

NACUBO Description	FY 09-10	FY 10-11	FY 11-12	FY 12-13	FY 13-14
Balance	10,569	75,860	120,223	42,417	14,945
Institutional and Dept Support	10,569	74,505	120,223	41,444	14,945
Organized Activities	0	845	0	972	0
Organized Research	0	510	0	0	0
Campus Royalties	11,649	9,272	0	0	0
Institutional and Dept Support	11,649	9,272	0	0	0
Inventor Payments	0	1,166	0	825	337
Institutional and Dept Support	0	1,166	0	825	337
Research Management & Support	492,147	449,259	274,823	1,479,882	727,663
Educational Support	0	0	0	0	716
General Institutional Support	244,545	244,227	77,835	184,858	241,172
Institutional and Dept Support	0	0	8,456	1,043	0
Organized Research	0	391	2,079	17,504	5,708
Sponsored Funds Administration	109,460	101,458	25,063	1,000,207	212,527
Sponsored Program Development	138,142	103,182	161,391	276,270	267,539
Grand Total	514,364	535,557	395,045	1,523,124	742,945

THE RESEARCH FOUNDATION FOR STATE UNIVERSITY OF NEW YORK
ALLOCATION EXPENDITURE PROFILES

UNIVERSITY COLLEGES



THE RESEARCH FOUNDATION FOR STATE UNIVERSITY OF NEW YORK
ALLOCATION EXPENDITURE REPORT
 July 1, 2013 through June 30, 2014

Award Location Name SUNY Brockport

NACUBO Description	Salaries Total	Fringe Benefits Total	Equipment Total	Supplies Total	Travel Total	Building Expense Total	General Services Total	Other OTPS Total	Fye Expenditures
Balance Accounts	\$28,623	\$5,604	\$0	\$6,983	\$2,456	\$0	\$8,198	\$2,065	\$53,929
Institutional and Dept Support	\$28,623	\$5,604	\$0	\$6,983	\$2,456	\$0	\$8,198	\$1,198	\$53,062
Public Services	\$0	\$0	\$0	\$0	\$0	\$0	\$0	\$867	\$867
Gift Accounts	\$10,207	\$16	\$0	\$71	\$0	\$0	\$0	\$0	\$10,293
Institutional and Dept Support	\$10,207	\$16	\$0	\$71	\$0	\$0	\$0	\$0	\$10,293
Research Management & Support Accounts	\$165,105	\$67,114	\$0	\$1,322	(\$477)	\$0	\$0	\$6,853	\$239,917
Educational Support	\$0	\$0	\$0	\$480	\$0	\$0	\$0	\$6,375	\$6,855
Maintenance and Operations	\$0	\$0	\$0	\$0	\$0	\$0	\$0	\$63	\$63
Sponsored Funds Administration	\$165,105	\$67,114	\$0	\$842	(\$477)	\$0	\$0	\$415	\$232,999
Grand Total	\$203,934	\$72,734	\$0	\$8,375	\$1,980	\$0	\$8,198	\$8,918	\$304,139

THE RESEARCH FOUNDATION FOR STATE UNIVERSITY OF NEW YORK
ALLOCATION EXPENDITURE REPORT
 July 1, 2013 through June 30, 2014

Award Location Name Buffalo State College

NACUBO Description	Fringe		Equipment Total	Supplies Total	Travel Total	Building Expense Total	General Services Total	Other OTPS Total	Fye Expenditures
	Salaries Total	Benefits Total							
Balance Accounts	\$13,729	\$5,848	\$0	\$5,003	\$6,722	\$0	\$1,831	\$15,777	\$48,910
Institutional and Dept Support	\$13,729	\$5,848	\$0	\$2,498	\$6,722	\$0	\$1,070	\$15,631	\$45,498
Instruction and Dept Research	\$0	\$0	\$0	\$2,505	\$0	\$0	\$761	\$147	\$3,412
Nonsponsored Accounts	\$44,096	\$18,205	\$0	\$52,567	\$32,852	\$8,000	\$4,506	\$171,500	\$331,726
Institutional and Dept Support	\$44,096	\$18,205	\$0	\$52,567	\$32,852	\$8,000	\$4,506	\$171,500	\$331,726
Research Management & Support Accounts	\$1,662,094	\$659,813	\$11,985	\$120,613	\$66,459	\$966,970	\$502,477	\$161,826	\$4,152,236
Academic Support	\$4,725	\$2,011	\$0	\$2,055	\$2,536	\$0	\$3,254	\$0	\$14,581
Educational Support	\$0	\$0	\$0	\$1,999	\$0	\$0	\$0	\$2,750	\$4,749
General Institutional Support	\$59,900	\$24,559	\$0	\$18,369	\$0	\$0	\$0	\$631	\$103,459
Institutional and Dept Support	\$5,330	\$2,347	\$11,985	\$16,268	\$19,931	\$838,817	\$8,490	\$9,370	\$912,537
Organized Activities	\$26,546	\$15,596	\$0	\$0	\$0	\$0	\$12,500	\$258	\$54,900
Organized Research	\$0	\$0	\$0	\$5,881	\$0	\$128,146	\$0	\$24,351	\$158,378
Sponsored Funds Administration	\$1,265,459	\$519,256	\$0	\$62,005	\$25,138	\$7	\$475,633	\$118,526	\$2,466,024
Sponsored Program Development	\$300,133	\$96,044	\$0	\$14,035	\$18,854	\$0	\$2,600	\$5,941	\$437,607
Grand Total	\$1,719,920	\$683,866	\$11,985	\$178,183	\$106,032	\$974,970	\$508,813	\$349,104	\$4,532,872

THE RESEARCH FOUNDATION FOR STATE UNIVERSITY OF NEW YORK
 ALLOCATION EXPENDITURE REPORT
 HISTORICAL SUMMARY

Award Location Name Buffalo State College

NACUBO Description	FY 09-10	FY 10-11	FY 11-12	FY 12-13	FY 13-14
Balance	45,140	44,585	70,301	40,311	48,910
Institutional and Dept Support	45,140	44,585	70,301	40,311	45,498
Instruction and Dept Research	0	0	0	0	3,412
Non Sponsored	106,328	260,240	356,930	133,496	331,726
Institutional and Dept Support	106,328	260,240	356,930	133,496	331,726
Research Management & Support	6,077,011	5,635,536	6,025,116	4,367,299	4,152,236
Academic Support	258,615	263,538	231,824	168,067	14,581
Educational Support	2,467	0	0	0	4,749
General Administration	0	0	873	0	0
General Institutional Support	0	0	94,100	104,335	103,459
Institutional and Dept Support	0	0	3,375	6,557	912,537
Libraries	15,000	15,000	15,000	0	0
Maintenance and Operations	0	0	0	175,000	0
Organized Activities	0	0	0	0	54,900
Organized Research	3,447	(4,456)	4,456	0	158,378
Sponsored Funds Administration	3,313,648	3,066,017	3,664,411	3,367,358	2,466,024
Sponsored Program Development	2,483,834	2,295,437	2,011,078	545,982	437,607
Grand Total	6,228,479	5,940,362	6,452,347	4,541,105	4,532,872

THE RESEARCH FOUNDATION FOR STATE UNIVERSITY OF NEW YORK
ALLOCATION EXPENDITURE REPORT
 July 1, 2013 through June 30, 2014

Award Location Name SUNY Cortland

NACUBO Description	Salaries Total	Fringe Benefits Total	Equipment Total	Supplies Total	Travel Total	Building Expense Total	General Services Total	Other OTPS Total	Fye Expenditures
Balance Accounts	\$1,568	\$627	\$0	\$1,076	\$341	\$0	\$0	\$4,275	\$7,887
Institutional and Dept Support	\$1,568	\$627	\$0	\$1,076	\$341	\$0	\$0	\$4,275	\$7,887
Research Management & Support Accounts	\$20,265	\$3,595	\$0	\$10,127	\$46,549	\$0	\$4,007	\$39,889	\$124,433
Sponsored Funds Administration	\$20,265	\$3,595	\$0	\$10,127	\$46,549	\$0	\$4,007	\$39,889	\$124,433
Grand Total	\$21,834	\$4,222	\$0	\$11,203	\$46,890	\$0	\$4,007	\$44,165	\$132,320

THE RESEARCH FOUNDATION FOR STATE UNIVERSITY OF NEW YORK
ALLOCATION EXPENDITURE REPORT
 July 1, 2013 through June 30, 2014

Award Location Name SUNY Fredonia

NACUBO Description	Salaries Total	Fringe Benefits Total	Equipment Total	Supplies Total	Travel Total	Building Expense Total	General Services Total	Other OTPS Total	Fye Expenditures
Balance Accounts	\$0	\$0	\$0	\$47	\$140	\$957	\$2,500	\$0	\$3,643
Institutional and Dept Support	\$0	\$0	\$0	\$47	\$140	\$957	\$2,500	\$0	\$3,643
Research Management & Support Accounts	\$7	\$239	\$0	\$13,114	\$25,717	\$0	\$4,190	\$31,954	\$75,220
Educational Support	\$0	\$0	\$0	\$4,443	\$0	\$0	\$0	\$0	\$4,443
Institutional and Dept Support	\$7	\$239	\$0	\$8,670	\$25,717	\$0	\$4,190	\$31,954	\$70,776
Grand Total	\$7	\$239	\$0	\$13,160	\$25,857	\$957	\$6,690	\$31,954	\$78,863

THE RESEARCH FOUNDATION FOR STATE UNIVERSITY OF NEW YORK
 ALLOCATION EXPENDITURE REPORT
 HISTORICAL SUMMARY

Award Location Name **SUNY Fredonia**

NACUBO Description	FY 09-10	FY 10-11	FY 11-12	FY 12-13	FY 13-14
Balance	19,133	27,436	15,911	10,446	3,643
Institutional and Dept Support	19,133	27,436	15,911	10,446	3,643
Non Sponsored	0	0	0	(5)	0
Institutional and Dept Support	0	0	0	(5)	0
Research Management & Support	112,085	82,588	100,770	87,923	75,220
Educational Support	0	0	0	0	4,443
Institutional and Dept Support	112,085	82,588	100,770	87,923	70,776
Grand Total	131,217	110,024	116,681	98,364	78,863

THE RESEARCH FOUNDATION FOR STATE UNIVERSITY OF NEW YORK
ALLOCATION EXPENDITURE REPORT
 July 1, 2013 through June 30, 2014

Award Location Name SUNY Geneseo

NACUBO Description	Salaries Total	Fringe Benefits Total	Equipment Total	Supplies Total	Travel Total	Building Expense Total	General Services Total	Other OTPS Total	Fye Expenditures
Balance Accounts	\$0	\$0	\$0	\$150	\$0	\$0	\$0	\$83	\$233
Institutional and Dept Support	\$0	\$0	\$0	\$150	\$0	\$0	\$0	\$83	\$233
Inventor Payments						\$0		\$58	\$58
Institutional and Dept Support						\$0		\$58	\$58
Research Management & Support Accounts	\$38,633	\$16,045	\$0	\$14,684	\$14,770	\$0	\$2,332	\$19,565	\$106,028
Educational Support	\$0	\$0	\$0	\$295	\$0	\$0	\$0	\$5,355	\$5,649
Institutional and Dept Support	\$34,280	\$13,400	\$0	\$500	\$378	\$0	\$175	\$275	\$49,008
Organized Research	\$4,352	\$2,645	\$0	\$13,889	\$14,392	\$0	\$2,157	\$11,935	\$49,371
Sponsored Program Development	\$0	\$0	\$0	\$0	\$0	\$0	\$0	\$2,000	\$2,000
Grand Total	\$38,633	\$16,045	\$0	\$14,833	\$14,770	\$0	\$2,332	\$19,706	\$106,319

THE RESEARCH FOUNDATION FOR STATE UNIVERSITY OF NEW YORK
 ALLOCATION EXPENDITURE REPORT
 HISTORICAL SUMMARY

Award Location Name **SUNY Geneseo**

NACUBO Description	FY 09-10	FY 10-11	FY 11-12	FY 12-13	FY 13-14
Balance	1,073	578	760	963	233
Institutional and Dept Support	1,073	578	760	963	233
Inventor Payments	20	0	83	48	58
Institutional and Dept Support	20	0	83	48	58
Research Management & Support	72,770	140,329	155,048	121,792	106,028
Educational Support	0	0	0	226	5,649
Institutional and Dept Support	2,635	46,276	57,951	47,252	49,008
Organized Research	0	0	60,881	67,762	49,371
Sponsored Funds Administration	0	0	0	7,500	0
Sponsored Program Development	70,135	94,053	36,216	(947)	2,000
Grand Total	73,863	140,907	155,890	122,803	106,319

THE RESEARCH FOUNDATION FOR STATE UNIVERSITY OF NEW YORK
ALLOCATION EXPENDITURE REPORT
July 1, 2013 through June 30, 2014

Award Location Name SUNY New Paltz

NACUBO Description	Salaries Total	Fringe Benefits Total	Equipment Total	Supplies Total	Travel Total	Building Expense Total	General Services Total	Other OTPS Total	Fye Expenditures
Balance Accounts	\$7,797	\$4,293	\$0	\$405	\$1,536	\$0	\$0	\$4,566	\$18,597
Institutional and Dept Support	\$450	\$194	\$0	\$405	(\$992)	\$0	\$0	\$1,057	\$1,113
Organized Research	\$7,347	\$4,100	\$0	\$0	\$2,528	\$0	\$0	\$3,509	\$17,484
Nonsponsored Accounts	\$974	\$419	\$0	\$0	\$0	\$0	\$0	\$11,666	\$13,058
Institutional and Dept Support	\$974	\$419	\$0	\$0	\$0	\$0	\$0	\$11,666	\$13,058
Research Management & Support Accounts	\$139,235	\$56,789	\$0	\$6,226	\$1,049	\$0	\$180	\$6,249	\$209,728
Educational Support	\$351	\$60	\$0	\$0	\$0	\$0	\$0	\$5,000	\$5,411
General Administration	\$138,179	\$56,653	\$0	\$0	\$0	\$0	\$180	\$1,065	\$196,078
Sponsored Funds Administration	\$705	\$76	\$0	\$6,226	\$0	\$0	\$0	\$184	\$7,191
Sponsored Program Development	\$0	\$0	\$0	\$0	\$1,049	\$0	\$0	\$0	\$1,049
Grand Total	\$148,006	\$61,501	\$0	\$6,631	\$2,584	\$0	\$180	\$22,481	\$241,383

THE RESEARCH FOUNDATION FOR STATE UNIVERSITY OF NEW YORK
 ALLOCATION EXPENDITURE REPORT
 HISTORICAL SUMMARY

Award Location Name **SUNY New Paltz**

NACUBO Description	FY 09-10	FY 10-11	FY 11-12	FY 12-13	FY 13-14
Balance	2,522	3,734	28,641	10,978	18,597
Institutional and Dept Support	2,430	3,734	28,641	10,978	1,113
Organized Research	92	0	0	0	17,484
Non Sponsored	0	0	0	0	13,058
Institutional and Dept Support	0	0	0	0	13,058
Research Management & Support	168,426	225,403	185,105	190,643	209,728
Educational Support	0	0	0	4,572	5,411
General Administration	0	0	0	0	196,078
Sponsored Funds Administration	168,426	225,403	185,105	186,070	7,191
Sponsored Program Development	0	0	0	0	1,049
Grand Total	170,948	229,137	213,746	201,620	241,383

THE RESEARCH FOUNDATION FOR STATE UNIVERSITY OF NEW YORK
ALLOCATION EXPENDITURE REPORT
 July 1, 2013 through June 30, 2014

Award Location Name Old Westbury

NACUBO Description	Salaries Total	Fringe Benefits Total	Equipment Total	Supplies Total	Travel Total	Building Expense Total	General Services Total	Other OTPS Total	Fye Expenditures
Balance Accounts	\$0	\$0	\$0	\$217	\$0	\$0	\$9,513	\$2,438	\$12,169
Institutional and Dept Support	\$0	\$0	\$0	\$217	\$0	\$0	\$9,513	\$2,438	\$12,169
Inventor Payments								\$28,000	\$28,000
Institutional and Dept Support								\$28,000	\$28,000
Nonsponsored Accounts	\$0	\$0	\$0	\$0	\$0	\$0	\$0	\$72,727	\$72,727
Sponsored Funds Administration	\$0	\$0	\$0	\$0	\$0	\$0	\$0	\$72,727	\$72,727
Research Management & Support Accounts	\$94,498	\$38,744	\$0	\$5,085	\$0	\$0	\$15,941	(\$72,479)	\$81,790
Educational Support	\$0	\$0	\$0	\$4,800	\$0	\$0	\$0	\$0	\$4,800
Sponsored Funds Administration	\$94,498	\$38,744	\$0	\$285	\$0	\$0	\$15,941	(\$72,479)	\$76,990
Royalty Accounts	\$0	\$0	\$0	\$78	\$0	\$0	\$0	\$0	\$78
Institutional and Dept Support	\$0	\$0	\$0	\$78	\$0	\$0	\$0	\$0	\$78
Grand Total	\$94,498	\$38,744	\$0	\$5,381	\$0	\$0	\$25,455	\$30,686	\$194,764

THE RESEARCH FOUNDATION FOR STATE UNIVERSITY OF NEW YORK
ALLOCATION EXPENDITURE REPORT
HISTORICAL SUMMARY

Award Location Name **Old Westbury**

NACUBO Description	FY 09-10	FY 10-11	FY 11-12	FY 12-13	FY 13-14
Balance	4,171	1,559	327	1,679	12,169
Institutional and Dept Support	4,171	1,559	327	1,679	12,169
Campus Royalties	210	10,432	2,459	23,966	78
Institutional and Dept Support	210	202	102	535	78
Sponsored Program Development	0	10,230	2,357	23,430	0
Inventor Payments	0	0	28,000	0	28,000
Institutional and Dept Support	0	0	28,000	0	28,000
Non Sponsored	0	0	0	294,651	72,727
Institutional and Dept Support	0	0	0	121,570	0
Sponsored Funds Administration	0	0	0	173,082	72,727
Research Management & Support	333,075	301,152	194,019	(148,240)	81,790
Educational Support	0	0	0	0	4,800
Sponsored Funds Administration	291,576	298,022	194,019	(148,240)	76,990
Sponsored Program Development	41,499	3,130	0	0	0
Grand Total	337,456	313,143	224,805	172,057	194,764

THE RESEARCH FOUNDATION FOR STATE UNIVERSITY OF NEW YORK
ALLOCATION EXPENDITURE REPORT
 July 1, 2013 through June 30, 2014

Award Location Name College at Oneonta

NACUBO Description	Salaries Total	Fringe Benefits Total	Equipment Total	Supplies Total	Travel Total	Building Expense Total	General Services Total	Other OTPS Total	Fye Expenditures
Balance Accounts	\$19,904	\$7,861	\$0	\$7,464	\$33,878	\$0	\$10,751	\$17,880	\$97,738
Institutional and Dept Support	\$19,904	\$7,861	\$0	\$7,464	\$33,878	\$0	\$10,751	\$17,880	\$97,738
Research Management & Support Accounts	\$156,854	\$63,383	\$0	\$23,512	\$25,074	\$0	\$1,270	\$54,513	\$324,607
Educational Support	\$0	\$0	\$0	\$736	\$242	\$0	\$0	\$2,541	\$3,519
General Administration	\$120,034	\$48,512	\$0	\$148	\$475	\$0	\$0	\$1,583	\$170,751
Organized Research	\$1,670	\$366	\$0	\$13,747	\$3,410	\$0	\$0	\$4,857	\$24,050
Sponsored Funds Administration	\$35,150	\$14,505	\$0	\$8,882	\$20,948	\$0	\$1,270	\$45,532	\$126,287
Grand Total	\$176,758	\$71,245	\$0	\$30,976	\$58,952	\$0	\$12,021	\$72,393	\$422,344

THE RESEARCH FOUNDATION FOR STATE UNIVERSITY OF NEW YORK
 ALLOCATION EXPENDITURE REPORT
 HISTORICAL SUMMARY

Award Location Name **College at Oneonta**

NACUBO Description	FY 09-10	FY 10-11	FY 11-12	FY 12-13	FY 13-14
Balance	96,435	60,566	54,396	116,491	97,738
Institutional and Dept Support	96,435	60,566	54,396	116,491	97,738
Research Management & Support	257,515	343,488	343,714	281,372	324,607
Educational Support	37,540	33,846	15,739	2,561	3,519
General Administration	181,599	229,317	247,118	222,021	170,751
Institutional and Dept Support	3,244	4,459	143	0	0
Organized Research	9,466	34,669	27,523	18,302	24,050
Sponsored Funds Administration	25,666	41,197	53,191	38,488	126,287
Grand Total	353,950	404,054	398,110	397,863	422,344

THE RESEARCH FOUNDATION FOR STATE UNIVERSITY OF NEW YORK
ALLOCATION EXPENDITURE REPORT
 July 1, 2013 through June 30, 2014

Award Location Name SUNY Oswego

NACUBO Description	Salaries Total	Fringe Benefits Total	Equipment Total	Supplies Total	Travel Total	Building Expense Total	General Services Total	Other OTPS Total	Fye Expenditures
Balance Accounts	\$29,217	\$4,921	\$0	\$21,233	\$28,703	\$0	\$14,943	\$10,989	\$110,005
Educational Support	\$0	\$0	\$0	\$159	\$9,086	\$0	\$0	\$2,757	\$12,002
Institutional and Dept Support	\$29,217	\$4,921	\$0	\$21,074	\$19,618	\$0	\$14,943	\$8,232	\$98,003
Research Management & Support Accounts	\$294,530	\$120,757	\$11,948	\$5,287	(\$14,662)	\$0	\$22,172	\$192,263	\$632,295
Educational Support	\$0	\$0	\$0	\$0	\$0	\$0	\$0	\$6,200	\$6,200
Public Services	\$0	\$0	\$0	\$4,123	\$2,424	\$0	\$5,000	\$0	\$11,547
Sponsored Funds Administration	\$294,530	\$120,757	\$11,948	\$1,164	(\$17,086)	\$0	\$17,172	\$186,063	\$614,548
Grand Total	\$323,747	\$125,678	\$11,948	\$26,520	\$14,042	\$0	\$37,115	\$203,251	\$742,301

THE RESEARCH FOUNDATION FOR STATE UNIVERSITY OF NEW YORK
 ALLOCATION EXPENDITURE REPORT
 HISTORICAL SUMMARY

Award Location Name **SUNY Oswego**

NACUBO Description	FY 09-10	FY 10-11	FY 11-12	FY 12-13	FY 13-14
Balance	40,487	59,566	66,486	85,413	110,005
Educational Support	0	0	4,145	5,556	12,002
Institutional and Dept Support	38,322	58,999	62,341	79,270	98,003
Libraries	2,165	567	0	0	0
Public Services	0	0	0	587	0
Research Management & Support	271,275	262,988	393,110	488,944	632,295
Academic Support	101,724	25,869	7,686	0	0
Educational Support	0	0	0	0	6,200
General Administration	0	52,387	0	0	0
Institutional and Dept Support	0	54,332	75,668	0	0
Public Services	0	0	0	58,453	11,547
Sponsored Funds Administration	169,551	130,399	309,756	430,491	614,548
Grand Total	311,762	322,553	459,596	574,357	742,301

THE RESEARCH FOUNDATION FOR STATE UNIVERSITY OF NEW YORK
ALLOCATION EXPENDITURE REPORT
 July 1, 2013 through June 30, 2014

Award Location Name SUNY Plattsburgh

NACUBO Description	Salaries Total	Fringe Benefits Total	Equipment Total	Supplies Total	Travel Total	Building Expense Total	General Services Total	Other OTPS Total	Fye Expenditures
Balance Accounts	\$13,917	\$4,716	\$0	\$4,061	\$43,352	\$8,010	\$10,792	\$34,268	\$119,115
Educational Support	\$2,488	\$423	\$0	\$340	\$41,628	\$0	\$7,595	\$23,705	\$76,178
Institutional and Dept Support	\$11,429	\$4,293	\$0	\$3,720	\$1,725	\$8,010	\$3,197	\$10,563	\$42,937
Nonsponsored Accounts	\$57,511	\$23,580	\$0	\$12,815	\$20,966	\$0	\$27,477	\$13,178	\$155,527
General Institutional Support	\$57,511	\$23,580	\$0	\$9,887	\$19,674	\$0	\$27,477	\$9,686	\$147,815
Institutional and Dept Support	\$0	\$0	\$0	\$2,928	\$1,291	\$0	\$0	\$3,492	\$7,712
Research Management & Support Accounts	\$194,459	\$79,483	\$0	\$7,974	\$8,621	\$0	\$0	\$5,893	\$296,430
Educational Support	\$680	\$34	\$0	\$0	\$2,472	\$0	\$0	\$0	\$3,186
Institutional and Dept Support	\$184,705	\$75,729	\$0	\$0	\$32	\$0	\$0	\$0	\$260,466
Sponsored Funds Administration	\$9,074	\$3,720	\$0	\$7,974	\$5,964	\$0	\$0	\$5,893	\$32,626
Sponsored Program Development	\$0	\$0	\$0	\$0	\$153	\$0	\$0	\$0	\$153
Grand Total	\$265,886	\$107,779	\$0	\$24,850	\$72,939	\$8,010	\$38,269	\$53,339	\$571,072

THE RESEARCH FOUNDATION FOR STATE UNIVERSITY OF NEW YORK
ALLOCATION EXPENDITURE REPORT
 July 1, 2013 through June 30, 2014

Award Location Name SUNY Potsdam

NACUBO Description	Salaries Total	Fringe	Equipment Total	Supplies Total	Travel Total	Building Expense Total	General Services Total	Other OTPS Total	Fye Expenditures
		Benefits Total							
Balance Accounts	\$45,169	\$19,654	\$0	\$1,334	\$0	\$0	\$100	\$6,567	\$72,824
Institutional and Dept Support	\$45,169	\$19,654	\$0	\$1,334	\$0	\$0	\$100	\$6,567	\$72,824
Research Management & Support Accounts	\$71,671	\$28,278	\$0	\$3,260	\$2,718	\$0	\$0	\$10,945	\$116,873
Educational Support	\$1,075	\$54	\$0	\$850	\$1,099	\$0	\$0	\$0	\$3,078
General Administration	\$0	\$0	\$0	\$1,027	\$0	\$0	\$0	\$3,669	\$4,696
Instruction and Dept Research	\$0	\$0	\$0	\$0	\$362	\$0	\$0	\$0	\$362
Sponsored Funds Administration	\$70,596	\$28,224	\$0	\$1,239	\$757	\$0	\$0	\$7,234	\$108,051
Sponsored Program Development	\$0	\$0	\$0	\$143	\$500	\$0	\$0	\$43	\$686
Grand Total	\$116,840	\$47,932	\$0	\$4,594	\$2,718	\$0	\$100	\$17,513	\$189,696

THE RESEARCH FOUNDATION FOR STATE UNIVERSITY OF NEW YORK
 ALLOCATION EXPENDITURE REPORT
 HISTORICAL SUMMARY

Award Location Name **SUNY Potsdam**

NACUBO Description	FY 09-10	FY 10-11	FY 11-12	FY 12-13	FY 13-14
Balance	55,402	44,682	87,748	13,667	72,824
Institutional and Dept Support	55,402	44,682	87,748	13,667	72,824
Campus Royalties	285	100	176	0	0
Institutional and Dept Support	285	100	176	0	0
Inventor Payments	992	0	271	0	0
Institutional and Dept Support	992	0	271	0	0
Research Management & Support	111,089	119,083	117,343	124,378	116,873
Educational Support	0	0	0	1,797	3,078
General Administration	6,008	5,530	2,447	6,339	4,696
Instruction and Dept Research	0	0	1,248	0	362
Sponsored Funds Administration	104,472	112,461	112,599	115,360	108,051
Sponsored Program Development	608	1,092	1,048	882	686
Grand Total	167,767	163,866	205,538	138,044	189,696

THE RESEARCH FOUNDATION FOR STATE UNIVERSITY OF NEW YORK
ALLOCATION EXPENDITURE REPORT
 July 1, 2013 through June 30, 2014

Award Location Name Purchase College

NACUBO Description	Fringe		Equipment Total	Supplies Total	Travel Total	Building Expense Total	General		Other Total	OTPS Total	Fye Expenditures
	Salaries Total	Benefits Total					Services Total	Other Total			
Balance Accounts	\$0	\$0	\$0	\$38	\$14,909	\$0	\$18,977	\$5,247		\$39,171	
Institutional and Dept Support	\$0	\$0	\$0	\$38	\$14,909	\$0	\$18,977	\$5,247		\$39,171	
Research Management & Support Accounts	\$75,769	\$30,893	\$0	\$0	\$1,677	\$0	\$5,600	(\$51,800)		\$62,140	
Educational Support	\$0	\$0	\$0	\$0	\$0	\$0	\$4,986	\$0		\$4,986	
Sponsored Funds Administration	\$75,769	\$30,893	\$0	\$0	\$1,677	\$0	\$614	(\$51,800)		\$57,154	
Grand Total	\$75,769	\$30,893	\$0	\$38	\$16,586	\$0	\$24,577	(\$46,552)		\$101,310	

THE RESEARCH FOUNDATION FOR STATE UNIVERSITY OF NEW YORK
 ALLOCATION EXPENDITURE REPORT
 HISTORICAL SUMMARY

Award Location Name	Purchase College
----------------------------	-------------------------

NACUBO Description	FY 09-10	FY 10-11	FY 11-12	FY 12-13	FY 13-14
Balance	5,472	(2)	116,688	50,903	39,171
Institutional and Dept Support	5,472	(2)	116,688	50,903	39,171
Research Management & Support	253,200	112,603	110,587	111,705	62,140
Educational Support	0	0	0	0	4,986
Sponsored Funds Administration	253,200	112,603	110,587	111,705	57,154
Grand Total	258,672	112,602	227,274	162,609	101,310


THE RESEARCH FOUNDATION FOR STATE UNIVERSITY OF NEW YORK
ALLOCATION EXPENDITURE REPORT
 July 1, 2013 through June 30, 2014

Award Location Name Empire State College

NACUBO Description	Salaries Total	Fringe Benefits Total	Equipment Total	Supplies Total	Travel Total	Building Expense Total	General Services Total	Other OTPS Total	Fye Expenditures
Research Management & Support Accounts	\$0	\$0	\$874	\$0	\$1,535	\$0	\$3,900	\$17,488	\$23,797
Educational Support	\$0	\$0	\$0	\$0	\$0	\$0	(\$150)	\$1,858	\$1,708
General Administration	\$0	\$0	\$0	\$0	\$1,535	\$0	\$0	\$15,630	\$17,165
Sponsored Funds Administration	\$0	\$0	\$874	\$0	\$0	\$0	\$4,050	\$0	\$4,924
Grand Total	\$0	\$0	\$874	\$0	\$1,535	\$0	\$3,900	\$17,488	\$23,797

THE RESEARCH FOUNDATION FOR STATE UNIVERSITY OF NEW YORK
ALLOCATION EXPENDITURE PROFILES

TECHNOLOGY COLLEGES



THE RESEARCH FOUNDATION FOR STATE UNIVERSITY OF NEW YORK
ALLOCATION EXPENDITURE REPORT
 July 1, 2013 through June 30, 2014

Award Location Name Alfred State College

NACUBO Description	Salaries	Fringe Benefits Total	Equipment Total	Supplies Total	Travel Total	Building Expense Total	General Services Total	Other OTPS Total	Fye Expenditures
Balance Accounts	\$0	\$0	\$0	\$1,943	\$6,418	\$0	\$7,617	\$24,788	\$40,766
Institutional and Dept Support	\$0	\$0	\$0	\$1,943	\$6,418	\$0	\$7,617	\$24,788	\$40,766
Research Management & Support Accounts	\$0	\$0	\$0	\$24,347	\$2,887	\$0	\$0	\$950	\$28,183
Educational Support	\$0	\$0	\$0	\$4,847	\$0	\$0	\$0	\$0	\$4,847
Sponsored Funds Administration	\$0	\$0	\$0	\$19,500	\$2,590	\$0	\$0	\$950	\$23,040
Sponsored Program Development	\$0	\$0	\$0	\$0	\$297	\$0	\$0	\$0	\$297
Grand Total	\$0	\$0	\$0	\$26,289	\$9,305	\$0	\$7,617	\$25,738	\$68,949

THE RESEARCH FOUNDATION FOR STATE UNIVERSITY OF NEW YORK
ALLOCATION EXPENDITURE REPORT
 July 1, 2013 through June 30, 2014

Award Location Name SUNY Canton

NACUBO Description	Salaries Total	Fringe Benefits Total	Equipment Total	Supplies Total	Travel Total	Building Expense Total	General Services Total	Other OTS Total	Fye Expenditures
Nonsponsored Accounts	\$0	\$0	\$0	\$46	\$0	\$0	\$0	\$0	\$46
Institutional and Dept Support	\$0	\$0	\$0	\$46	\$0	\$0	\$0	\$0	\$46
Research Management & Support Accounts	\$0	\$374	\$0	\$93	\$1,769	\$0	\$0	(\$150)	\$2,085
Sponsored Funds Administration	\$0	\$374	\$0	\$93	\$1,769	\$0	(\$3,548)	(\$150)	(\$1,463)
Training	\$0	\$0	\$0	\$0	\$0	\$0	\$3,548	\$0	\$3,548
Grand Total	\$0	\$374	\$0	\$138	\$1,769	\$0	\$0	(\$150)	\$2,131

THE RESEARCH FOUNDATION FOR STATE UNIVERSITY OF NEW YORK
 ALLOCATION EXPENDITURE REPORT
 HISTORICAL SUMMARY

Award Location Name **SUNY Canton**

NACUBO Description	FY 09-10	FY 10-11	FY 11-12	FY 12-13	FY 13-14
Non Sponsored	0	0	0	31,966	46
Institutional and Dept Support	0	0	0	31,966	46
Research Management & Support	6,894	42,128	53,733	34,635	2,085
Sponsored Funds Administration	6,894	42,128	53,733	34,635	(1,463)
Training	0	0	0	0	3,548
Grand Total	6,894	42,128	53,733	66,602	2,131

THE RESEARCH FOUNDATION FOR STATE UNIVERSITY OF NEW YORK
ALLOCATION EXPENDITURE REPORT
 July 1, 2013 through June 30, 2014

Award Location Name SUNY Cobleskill

NACUBO Description	Salaries Total	Fringe Benefits Total	Equipment Total	Supplies Total	Travel Total	Building Expense Total	General Services Total	Other OTPS Total	Fye Expenditures
Balance Accounts	\$3,300	\$1,353	\$0	\$571	\$508	\$0	\$0	\$937	\$6,670
Institutional and Dept Support	\$3,300	\$1,353	\$0	\$571	\$508	\$0	\$0	\$937	\$6,670
Research Management & Support Accounts	\$73,838	\$29,754	\$0	\$2,456	\$1,097	\$0	\$33,258	\$906	\$141,309
Educational Support	\$2,164	\$368	\$0	\$0	\$0	\$0	\$0	\$0	\$2,532
Sponsored Funds Administration	\$71,674	\$29,386	\$0	\$2,456	\$1,097	\$0	\$33,258	\$906	\$138,777
Grand Total	\$77,138	\$31,107	\$0	\$3,028	\$1,605	\$0	\$33,258	\$1,843	\$147,979

THE RESEARCH FOUNDATION FOR STATE UNIVERSITY OF NEW YORK

ALLOCATION EXPENDITURE REPORT

July 1, 2013 through June 30, 2014

Award Location Name SUNY Delhi

NACUBO Description	Salaries Total	Fringe	Equipment	Supplies	Travel	Building	General	Other OTPS Total	Fye Expenditures
		Benefits Total	Total	Total	Total	Expense Total	Services Total		
Balance Accounts	\$0	\$0	\$472	\$1,906	\$0	\$0	\$3,520	\$0	\$5,897
Institutional and Dept Support	\$0	\$0	\$472	\$1,906	\$0	\$0	\$3,520	\$0	\$5,897
Nonsponsored Accounts	\$0	\$0	\$0	\$0	\$0	\$0	\$0	\$60,000	\$60,000
Sponsored Funds Administration	\$0	\$0	\$0	\$0	\$0	\$0	\$0	\$60,000	\$60,000
Research Management & Support Accounts	\$0	\$0	\$0	\$0	\$0	\$0	\$25,433	(\$55,000)	(\$29,567)
Educational Support	\$0	\$0	\$0	\$0	\$0	\$0	\$0	\$5,000	\$5,000
Sponsored Funds Administration	\$0	\$0	\$0	\$0	\$0	\$0	\$25,433	(\$60,000)	(\$34,567)
Grand Total	\$0	\$0	\$472	\$1,906	\$0	\$0	\$28,953	\$5,000	\$36,330

THE RESEARCH FOUNDATION FOR STATE UNIVERSITY OF NEW YORK
ALLOCATION EXPENDITURE REPORT
 July 1, 2013 through June 30, 2014

Award Location Name Farmingdale State College

NACUBO Description	Salaries	Fringe	Equipment	Supplies	Travel	Building	General	Other	OTPS	Fye
		Benefits								
Balance Accounts	\$0	\$0	\$0	\$1,136	\$26	\$0	\$500	\$0	\$0	\$1,662
Institutional and Dept Support	\$0	\$0	\$0	\$1,136	\$26	\$0	\$500	\$0	\$0	\$1,662
Research Management & Support Accounts	\$140,686	\$57,219	\$4,522	\$871	\$0	\$0	\$0	(\$17,245)	\$0	\$186,052
Educational Support	\$0	\$0	\$0	\$0	\$0	\$0	\$0	\$2,500	\$0	\$2,500
Sponsored Funds Administration	\$140,686	\$57,219	\$4,522	\$871	\$0	\$0	\$0	(\$19,745)	\$0	\$183,552
Grand Total	\$140,686	\$57,219	\$4,522	\$2,006	\$26	\$0	\$500	(\$17,245)	\$0	\$187,714

THE RESEARCH FOUNDATION FOR STATE UNIVERSITY OF NEW YORK
 ALLOCATION EXPENDITURE REPORT
 HISTORICAL SUMMARY

Award Location Name Farmingdale State College

NACUBO Description	FY 09-10	FY 10-11	FY 11-12	FY 12-13	FY 13-14
Balance	5,061	54	1,103	4,036	1,662
Institutional and Dept Support	5,061	54	1,103	4,036	1,662
Non Sponsored	11,072	0	21,332	(1,886)	0
Sponsored Funds Administration	11,072	0	21,332	(1,886)	0
Research Management & Support	155,239	175,998	141,305	163,995	186,052
Educational Support	0	0	0	2,500	2,500
Sponsored Funds Administration	155,239	175,998	141,305	161,495	183,552
Grand Total	171,372	176,052	163,739	166,145	187,714

THE RESEARCH FOUNDATION FOR STATE UNIVERSITY OF NEW YORK
ALLOCATION EXPENDITURE REPORT
 July 1, 2013 through June 30, 2014

Award Location Name Morrisville State College

NACUBO Description	Fringe		Equipment Total	Supplies Total	Travel Total	Building Expense Total	General Services Total	Other OTPS Total	Fye Expenditures
	Salaries Total	Benefits Total							
Balance Accounts	\$0	\$0	\$0	\$15,279	\$0	\$0	\$16,916	\$10,046	\$42,241
Institutional and Dept Support	\$0	\$0	\$0	\$15,279	\$0	\$0	\$16,916	\$10,046	\$42,241
Research Management & Support Accounts	\$3,950	\$390	\$0	\$7,956	\$0	\$0	\$0	\$0	\$12,295
Educational Support	\$0	\$0	\$0	\$4,991	\$0	\$0	\$0	\$0	\$4,991
Sponsored Funds Administration	\$3,950	\$390	\$0	\$2,965	\$0	\$0	\$0	\$0	\$7,305
Grand Total	\$3,950	\$390	\$0	\$23,234	\$0	\$0	\$16,916	\$10,046	\$54,536

THE RESEARCH FOUNDATION FOR STATE UNIVERSITY OF NEW YORK
 ALLOCATION EXPENDITURE REPORT
 HISTORICAL SUMMARY

Award Location Name Morrisville State College

NACUBO Description	FY 09-10	FY 10-11	FY 11-12	FY 12-13	FY 13-14
Balance	25,259	7,781	(11,145)	702	42,241
Institutional and Dept Support	25,259	7,781	(11,145)	702	42,241
Research Management & Support	93,081	114,412	234,350	55,298	12,295
Educational Support	0	0	0	0	4,991
General Administration	16,954	75,040	193,327	51,896	0
General Institutional Support	76,127	39,373	41,023	3,208	0
Sponsored Funds Administration	0	0	0	194	7,305
Grand Total	118,340	122,193	223,204	56,000	54,536

THE RESEARCH FOUNDATION FOR STATE UNIVERSITY OF NEW YORK

ALLOCATION EXPENDITURE REPORT

July 1, 2013 through June 30, 2014

Award Location Name SUNYIT

NACUBO Description	Salaries Total	Fringe	Equipment Total	Supplies Total	Travel Total	Building Expense Total	General Services Total	Other OTS Total	Fye Expenditures
		Benefits Total							
Balance Accounts	\$82,900	\$33,989	\$0	\$76	\$4,821	\$0	\$2,099	\$1,383	\$125,267
Institutional and Dept Support	\$82,900	\$33,989	\$0	\$76	\$4,821	\$0	\$2,099	\$1,383	\$125,267
Research Management & Support Accounts	\$123,450	\$51,309	\$0	\$18,460	\$12,803	\$0	\$1,974	\$38,889	\$246,885
Institutional and Dept Support	\$63,458	\$25,647	\$0	\$18,183	\$12,763	\$0	\$1,974	\$38,476	\$160,501
Sponsored Funds Administration	\$59,993	\$25,662	\$0	\$277	\$40	\$0	\$0	\$413	\$86,384
Grand Total	\$206,350	\$85,298	\$0	\$18,536	\$17,624	\$0	\$4,073	\$40,272	\$372,153

THE RESEARCH FOUNDATION FOR STATE UNIVERSITY OF NEW YORK
 ALLOCATION EXPENDITURE REPORT
 HISTORICAL SUMMARY

Award Location Name	SUNYIT
----------------------------	---------------

NACUBO Description	FY 09-10	FY 10-11	FY 11-12	FY 12-13	FY 13-14
Balance	179,580	152,883	122,674	133,514	125,267
Institutional and Dept Support	179,580	152,883	122,674	133,514	125,267
Research Management & Support	158,922	133,786	157,676	157,725	246,885
Institutional and Dept Support	94,498	61,139	47,077	59,413	160,501
Sponsored Funds Administration	64,424	72,647	110,599	98,313	86,384
Grand Total	338,502	286,669	280,350	291,239	372,153

THE RESEARCH FOUNDATION FOR STATE UNIVERSITY OF NEW YORK
ALLOCATION EXPENDITURE REPORT
 July 1, 2013 through June 30, 2014

Award Location Name Maritime College

NACUBO Description	Salaries Total	Fringe	Equipment Total	Supplies Total	Travel Total	Building	General	Other OTPS Total	Fye Expenditures
		Benefits Total				Expense Total	Services Total		
Balance Accounts	(\$3,445)	(\$1,481)	\$0	\$1,299	\$879	\$0	\$16,306	\$2,070	\$15,629
Institutional and Dept Support	(\$3,445)	(\$1,481)	\$0	\$1,299	\$879	\$0	\$16,306	\$2,070	\$15,629
Gift Accounts	\$0	\$0	\$0	\$5,680	\$0	\$0	\$47,242	\$58,979	\$111,900
General Institutional Support	\$0	\$0	\$0	\$5,680	\$0	\$0	\$47,242	\$58,979	\$111,900
Research Management & Support Accounts	\$0	\$0	\$0	\$5,000	\$0	\$0	\$0	\$0	\$5,000
Educational Support	\$0	\$0	\$0	\$5,000	\$0	\$0	\$0	\$0	\$5,000
Grand Total	(\$3,445)	(\$1,481)	\$0	\$11,979	\$879	\$0	\$63,548	\$61,049	\$132,529


THE RESEARCH FOUNDATION FOR STATE UNIVERSITY OF NEW YORK
 ALLOCATION EXPENDITURE REPORT
 HISTORICAL SUMMARY

Award Location Name Maritime College

NACUBO Description	FY 09-10	FY 10-11	FY 11-12	FY 12-13	FY 13-14
Balance	0	699	8,214	15,333	15,629
Institutional and Dept Support	0	699	8,214	15,333	15,629
Gift	95,350	98,313	111,096	61,636	111,900
General Institutional Support	95,350	98,313	111,096	61,636	111,900
Research Management & Support	0	0	0	0	5,000
Educational Support	0	0	0	0	5,000
Grand Total	95,350	99,012	119,311	76,969	132,529

THE RESEARCH FOUNDATION FOR STATE UNIVERSITY OF NEW YORK
ALLOCATION EXPENDITURE PROFILES

SUNY SYSTEM ADMINISTRATION



THE RESEARCH FOUNDATION FOR STATE UNIVERSITY OF NEW YORK
ALLOCATION EXPENDITURE REPORT
 July 1, 2013 through June 30, 2014

Award Location Name Sys. Admin. - Provost

NACUBO Description	Fringe		Equipment Total	Supplies Total	Travel Total	Building Expense Total	General Services Total	Other OTPS Total	Fye Expenditures
	Salaries Total	Benefits Total							
Balance Accounts	\$4,203	\$1,723	\$0	\$1,406	\$0	\$0	\$78	\$11,608	\$19,018
Institutional and Dept Support	\$4,203	\$1,723	\$0	\$1,406	\$0	\$0	\$78	\$11,608	\$19,018
Gift Accounts	\$0	\$0	\$0	\$0	\$28,416	\$0	\$330	\$16,532	\$45,278
General Administration	\$0	\$0	\$0	\$0	\$0	\$0	\$0	\$15,500	\$15,500
General Institutional Support	\$0	\$0	\$0	\$0	\$28,416	\$0	\$330	\$1,032	\$29,778
Nonsponsored Accounts	\$121,766	\$49,762	\$0	\$11,219	\$24,586	\$99,707	\$43,887	\$2,855	\$353,783
General Institutional Support	\$0	\$0	\$0	\$1,003	\$0	\$0	\$5,939	\$14,656	\$21,599
Institutional and Dept Support	\$121,766	\$49,762	\$0	\$10,216	\$24,586	\$99,707	\$37,948	(\$11,801)	\$332,184
Research Management & Support Accounts	\$387,054	\$158,693	\$0	\$2,013	\$7,313	\$496,634	\$42,665	\$13,056	\$1,107,427
Sponsored Funds Administration	\$387,054	\$158,693	\$0	\$2,013	\$7,202	\$496,634	\$42,665	\$12,621	\$1,106,881
Sponsored Program Development	\$0	\$0	\$0	\$0	\$111	\$0	\$0	\$435	\$546
Third-Party Recharges Accounts	\$0	\$0	\$0	\$0	\$0		\$0	\$667	\$667
Institutional and Dept Support	\$0	\$0	\$0	\$0	\$0		\$0	\$667	\$667
Grand Total	\$513,023	\$210,178	\$0	\$14,638	\$60,315	\$596,341	\$86,960	\$44,718	\$1,526,173

THE RESEARCH FOUNDATION FOR STATE UNIVERSITY OF NEW YORK
 ALLOCATION EXPENDITURE REPORT
 HISTORICAL SUMMARY

Award Location Name **Sys. Admin. - Provost**

NACUBO Description	FY 09-10	FY 10-11	FY 11-12	FY 12-13	FY 13-14
Balance	878,012	15,547	654	10,175	19,018
Institutional and Dept Support	869,309	15,547	654	10,175	19,018
Public Services	8,703	0	0	0	0
Gift	86,839	58,514	127,360	93,045	45,278
Academic Support	30,000	0	40,000	40,000	0
General Administration	19,500	46,390	24,488	15,500	15,500
General Institutional Support	37,339	12,124	62,872	37,545	29,778
Non Sponsored	339,284	292,241	232,251	243,783	353,783
General Institutional Support	32,343	0	0	9,463	21,599
Institutional and Dept Support	203,390	292,241	232,251	234,320	332,184
Organized Activities	103,551	0	0	0	0
Research Management & Support	839,355	1,736,412	1,426,312	161,858	1,107,427
Departmental Administration	5,603	(2,013)	0	0	0
Sponsored Funds Administration	833,752	1,738,425	1,426,312	161,858	1,106,881
Sponsored Program Development	0	0	0	0	546
Third Party Recharges	0	0	0	0	667
Institutional and Dept Support	0	0	0	0	667
Grand Total	2,143,490	2,102,713	1,786,577	508,862	1,526,173

THE RESEARCH FOUNDATION FOR STATE UNIVERSITY OF NEW YORK
ALLOCATION EXPENDITURE REPORT
 July 1, 2013 through June 30, 2014

Award Location Name System Administration - Chancellor

NACUBO Description	Salaries	Fringe Benefits	Equipment	Supplies	Travel	Building Expense	General Services	Other	OTPS	Fye Expenditures
	Total	Total	Total	Total	Total	Total	Total	Total	Total	
Nonsponsored Accounts	\$0	\$0	\$0	\$0	\$0	\$0	\$0	\$0	\$136,975	\$136,975
Institutional and Dept Support	\$0	\$0	\$0	\$0	\$0	\$0	\$0	\$0	\$136,975	\$136,975
Research Management & Support Accounts	\$73,846	\$30,277	\$0	\$1,580	\$70,121	\$19,859	\$378,789	\$952,907	\$1,527,379	
Institutional and Dept Support	\$0	\$0	\$0	\$3,410	\$55,552	(\$861)	\$442,547	\$389,471	\$890,118	
Sponsored Funds Administration	\$73,846	\$30,277	\$0	(\$1,829)	\$14,569	\$20,720	(\$63,758)	\$563,436	\$637,260	
Grand Total	\$73,846	\$30,277	\$0	\$1,580	\$70,121	\$19,859	\$378,789	\$1,089,882	\$1,664,354	


THE RESEARCH FOUNDATION FOR STATE UNIVERSITY OF NEW YORK
ALLOCATION EXPENDITURE REPORT
HISTORICAL SUMMARY

Award Location Name System Administration - Chancellor

NACUBO Description	FY 09-10	FY 10-11	FY 11-12	FY 12-13	FY 13-14
Non Sponsored	0	0	0	58,850	136,975
Institutional and Dept Support	0	0	0	58,850	136,975
Research Management & Support	3,082,346	2,184,350	1,708,451	2,259,375	1,527,379
Academic Support	647	0	0	0	0
General Administration	1,960,474	(112,498)	737,418	136,755	0
Institutional and Dept Support	1,121,225	2,296,848	971,033	2,122,620	890,118
Sponsored Funds Administration	0	0	0	0	637,260
Grand Total	3,082,346	2,184,350	1,708,451	2,318,225	1,664,354

THE RESEARCH FOUNDATION FOR STATE UNIVERSITY OF NEW YORK
ALLOCATION EXPENDITURE PROFILES

CENTRAL OFFICE



THE RESEARCH FOUNDATION FOR STATE UNIVERSITY OF NEW YORK
ALLOCATION EXPENDITURE REPORT
 July 1, 2013 through June 30, 2014

Award Location Name RF Central Office

NACUBO Description	Salaries Total	Fringe Benefits Total	Equipment Total	Supplies Total	Travel Total	Building Expense Total	General Services Total	Other OTPS Total	Fye Expenditures
Gift	\$45,499	\$18,655	\$0	\$19,661	\$0	\$0	\$360	\$80,410	\$164,585
General Administration	\$0	\$0	\$0	\$0	\$0	\$0	\$0	(\$588)	(\$588)
Sponsored Funds Administration	\$45,499	\$18,655	\$0	\$19,661	\$0	\$0	\$360	\$80,998	\$165,172
Non Sponsored	\$0	\$0	\$0	\$0	\$0	\$74,173	\$4,779	\$0	\$78,952
General Institutional Support	\$0	\$0	\$0	\$0	\$0	\$74,173	\$4,779	\$0	\$78,952
Research Management & Support	\$10,461,671	\$4,107,430	\$113,658	\$119,410	\$296,777	\$302,459	\$12,714,797	\$626,827	\$28,743,029
General Administration	\$52,560	\$21,549	\$0	\$0	\$0	\$0	\$258,009	(\$8,347)	\$323,772
Sponsored Funds Administration	\$10,409,111	\$4,085,880	\$113,658	\$119,410	\$296,777	\$302,459	\$12,456,788	\$635,173	\$28,419,257
Grand Total	\$10,507,170	\$4,126,084	\$113,658	\$139,071	\$296,777	\$376,632	\$12,719,936	\$707,237	\$28,986,566

THE RESEARCH FOUNDATION FOR STATE UNIVERSITY OF NEW YORK
 ALLOCATION EXPENDITURE REPORT
 HISTORICAL SUMMARY

Award Location Name RF Central Office

NACUBO Description	FY 09-10	FY 10-11	FY 11-12	FY 12-13	FY 13-14
Gift	2,461	1,919	1,974	72,713	164,585
General Administration	2,461	1,919	1,974	2,132	(588)
Sponsored Funds Administration	0	0	0	70,581	165,172
Non Sponsored	0	0	61,362	160,261	78,952
General Institutional Support	0	0	61,362	160,261	78,952
Research Management & Support	29,712,341	27,826,911	30,495,330	27,618,922	28,743,029
General Administration	1,561,621	802,059	3,881,931	2,085,961	323,772
Sponsored Funds Administration	28,150,720	27,024,852	26,613,399	25,532,961	28,419,257
Grand Total	29,714,802	27,828,830	30,558,665	27,851,896	28,986,566