

**The Research Foundation of
State University of New York**

Reports of Independent Auditors Required by
Office of Management and Budget Circular A-133

June 30, 2006

EIN: 14-1368361

The Research Foundation of State University of New York

Index

June 30, 2006

	Page(s)
Part I - Financial	
Report of Independent Auditors on Financial Statements and Supplementary Schedule of Expenditures of Federal Awards for the Year Ended June 30, 2006.....	1
Financial Statements	
Balance Sheets.....	2
Statements of Activities.....	3
Statements of Cash Flows.....	4
Notes to Financial Statements.....	5-17
Schedule of Expenditures of Federal Awards.....	18-38
Notes to Schedule of Expenditures of Federal Awards.....	39-41
Part II - Reports on Internal Controls and Compliance	
Report of Independent Auditors on Internal Control over Financial Reporting and on Compliance and Other Matters Based on an Audit of Financial Statements Performed in Accordance with <i>Government Auditing Standards</i>	42-43
Report of Independent Auditors on Compliance with Requirements Applicable to Each Major Program and on Internal Control Over Compliance in Accordance with OMB Circular A-133.....	44-45
Part III - Findings	
Schedule of Findings and Questioned Costs.....	46-51
Summary of Status of Prior Year Findings.....	52-53

PART I
FINANCIAL STATEMENTS
AND SCHEDULE OF FEDERAL AWARDS


Report of Independent Auditors

To the Board of Directors
The Research Foundation of State University of New York

In our opinion, the accompanying balance sheets and related statement of activities and cash flows present fairly, in all material respects, the financial position of The Research Foundation of State University of New York ("RF") as of June 30, 2006 and 2005, and the changes in net assets and cash flows for the years then ended, in conformity with accounting principles generally accepted in the United States of America. These financial statements are the responsibility of the RF's management. Our responsibility is to express an opinion on these financial statements based on our audit. We conducted our audit of these statements in accordance with auditing standards generally accepted in the United States of America and the standards applicable to financial audits contained in *Government Auditing Standards*, issued by the Comptroller General of the United States. Those standards require that we plan and perform the audit to obtain reasonable assurance about whether the financial statements are free of material misstatement. An audit includes examining, on a test basis, evidence supporting the amounts and disclosures in the financial statements, assessing the accounting principles used and significant estimates made by management, and evaluating the overall financial statement presentation. We believe that our audit provides a reasonable basis for our opinion.

In accordance with *Government Auditing Standards*, we have also issued our report dated August 25, 2006 on our consideration of the RF's internal control over financial reporting and on our tests of its compliance with certain provisions of laws, regulations, contracts and grant agreements and other matters for the year ended June 30, 2006. The purpose of that report is to describe the scope of our testing of internal control over financial reporting and compliance and the results of that testing, and not to provide an opinion on the internal control over financial reporting or on compliance. That report is an integral part of an audit performed in accordance with *Government Auditing Standards* and should be considered in assessing the results of our audit.

The accompanying Schedule of Expenditures of Federal Awards for the year ended June 30, 2006 is presented for purposes of additional analysis as required by U.S. Office of Management and Budget Circular A-133, *Audits of States, Local Governments, and Non-Profit Organizations*, and is not a required part of the financial statements. As described in Note 1 to the Schedule of Federal Expenditures of Federal Awards, the accompanying Schedule of Expenditure of Federal Awards was prepared on the cash basis, which is a comprehensive basis of accounting other than accounting principles generally accepted in the United States of America. Such information has been subjected to the auditing procedures applied in the audit of the basic financial statements and, in our opinion, is fairly stated in all material respects, in relation to the financial statements taken as a whole.



Albany, New York
August 25, 2006

The Research Foundation of State University of New York
Balance Sheets
June 30, 2006 and 2005

	2006	2005
Assets		
Current assets		
Cash and cash equivalents	\$ 5,805,330	\$ 1,473,997
Accounts receivable, net	124,106,132	157,426,642
Advances from others	589,143	638,643
Short-term investments	131,230,097	125,346,901
Short-term investments - designated for post-retirement benefit obligation	<u>4,432,000</u>	<u>3,885,000</u>
Total current assets	<u>266,162,702</u>	<u>288,771,183</u>
Noncurrent assets		
Long-term investments	107,674,387	91,831,556
Long-term investments - designated for post-retirement benefit obligation	56,399,529	47,017,695
Due from broker for securities sold	2,202,942	2,815,034
Fixed assets, net	22,662,257	23,560,830
Other assets	<u>1,915,432</u>	<u>1,333,547</u>
Total noncurrent assets	<u>190,854,547</u>	<u>166,558,662</u>
Total assets	<u>\$ 457,017,249</u>	<u>\$ 455,329,845</u>
Liabilities		
Current liabilities		
Accounts payable and accrued expenses	\$ 48,426,142	\$ 54,424,901
Accrued compensation	13,122,608	12,361,982
Accrued vacation	21,457,504	19,963,717
Deferred revenue	137,035,427	126,820,898
Current portion of post-retirement benefit obligation	4,432,000	3,885,000
Current portion of long-term debt	1,978,248	4,018,019
Line of credit	<u>15,000,000</u>	<u>21,991,516</u>
Total current liabilities	<u>241,451,929</u>	<u>243,466,033</u>
Noncurrent liabilities		
Deposits held for others	3,170,923	2,873,670
Post-retirement benefit obligation	112,529,529	87,731,695
Due to broker for securities purchased	3,469,791	9,134,008
Long-term debt, net of current portion	9,076,613	7,807,585
Other liabilities	<u>1,726,036</u>	<u>1,333,547</u>
Total noncurrent liabilities	<u>129,972,892</u>	<u>108,880,505</u>
Total liabilities	<u>371,424,821</u>	<u>352,346,538</u>
Net Assets		
Unrestricted	<u>85,592,428</u>	<u>102,983,307</u>
Total liabilities and net assets	<u>\$ 457,017,249</u>	<u>\$ 455,329,845</u>

The accompanying notes are an integral part of the financial statements.

The Research Foundation of State University of New York
Statements of Activities
Years Ended June 30, 2006 and 2005

	2006	2005
Revenues		
Grants and gifts awarded for research and other sponsored activities	\$ 717,139,842	\$ 742,787,086
Investment income	10,537,317	10,377,987
Inventions and licenses income	10,122,079	12,905,720
Total revenues	<u>737,799,238</u>	<u>766,070,793</u>
Expenses		
Sponsored programs	587,061,706	610,993,396
Administration and support	168,128,411	156,054,187
Total expenses	<u>755,190,117</u>	<u>767,047,583</u>
Net decrease in net assets	(17,390,879)	(976,790)
Net assets at beginning of year	102,983,307	103,960,097
Net assets at end of year	<u>\$ 85,592,428</u>	<u>\$ 102,983,307</u>

The accompanying notes are an integral part of the financial statements.

The Research Foundation of State University of New York
Statements of Cash Flows
Years Ended June 30, 2006 and 2005

	2006	2005
Cash flows from operating activities		
Federal grants and contracts	\$ 507,305,762	\$ 481,517,217
State and local grants and contracts	137,429,582	118,329,317
Private gifts and grants	102,823,761	116,502,362
Other receipts	143,533,159	139,258,999
Salaries and wages payments	(350,794,755)	(337,264,992)
Employee benefits payments	(109,265,788)	(98,258,743)
Payments to suppliers/vendors	(373,796,756)	(401,797,421)
Operating interest, dividends and investment gains	7,190,576	5,749,075
Interest payments on capital debt/notes	(324,889)	(300,919)
Other payments	(12,098,252)	(13,658,649)
Net cash provided by operating activities	<u>52,002,400</u>	<u>10,076,246</u>
Cash flows from financing activities		
Cash overdraft	131,081	-
Principal payments on capital debt/notes	(4,357,250)	(3,732,256)
Proceeds from line of credit	81,238,294	276,252,828
Payments on line of credit	(88,229,810)	(284,261,312)
Net cash used in financing activities	<u>(11,217,685)</u>	<u>(11,740,740)</u>
Cash flows from investing activities		
Proceeds from sales of investments	728,683,274	722,647,564
Purchases of investments	(761,616,869)	(717,934,651)
Cash paid for purchases of fixed assets	(3,519,787)	(2,872,083)
Net cash (used in) provided by investing activities	<u>(36,453,382)</u>	<u>1,840,830</u>
Net increase in cash and cash equivalents	4,331,333	176,336
Cash and cash equivalents, beginning of year	<u>1,473,997</u>	<u>1,297,661</u>
Cash and cash equivalents, end of year	<u>\$ 5,805,330</u>	<u>\$ 1,473,997</u>
Reconciliation of change in net assets to net cash provided by operating activities		
Change in net assets	\$ (17,390,879)	\$ (976,790)
Adjustments to reconcile change in net assets to net cash provided by operating activities		
Realized and unrealized gain on investments	(4,019,220)	(4,432,902)
Unrealized gain, interest rate swap	(189,396)	-
Depreciation	7,560,361	8,669,173
Loss on disposal of fixed assets	460,506	972,146
Donated fixed assets	(16,000)	(93,000)
Change in assets and liabilities		
Accounts receivable and other assets	32,928,021	12,892,070
Accrued investment income	245,829	172,975
Accounts payable and accrued expenses, net of cash overdraft	(6,129,840)	4,493,978
Other accruals and other liabilities	2,646,902	2,329,010
Deferred revenue	10,214,529	(37,768,632)
Deposits held for and advances to others	346,753	6,128,351
Post-retirement benefit obligation	25,344,834	17,689,867
Net cash provided by operating activities	<u>\$ 52,002,400</u>	<u>\$ 10,076,246</u>
Noncash activity		
Capital lease obligation	\$ 3,586,507	\$ 1,294,331

The accompanying notes are an integral part of the financial statements.

The Research Foundation of State University of New York

Notes to Financial Statements

June 30, 2006 and 2005

1. Organization

The Research Foundation (the "RF") is a private, non-profit corporation that supports the advancement of education, research and discovery at the State University of New York (SUNY). Established in 1951, the RF carries out its responsibilities pursuant to a formal contract with the University that has been in force since 1977. The RF is tax-exempt under Internal Revenue Code Section 501(c)(3).

Separate from SUNY, the RF is able to form partnerships that enhance SUNY's education, research and public service mission and spur economic development across New York State. The primary service offered by the RF is sponsored programs administration. The infrastructure in place for sponsored programs allows the RF to also administer agency funds and assist campuses with establishing affiliated corporations.

The RF comprises a central office and operating units at 30 campus locations across New York State. Sponsored program functions delegated to the campuses are conducted under the supervision of RF operations managers who are appointed by the RF's board of directors on the recommendation of the respective campus presidents.

The RF is governed by a board of directors composed of researchers, campus and system administrators, SUNY trustees, and representatives of business and industry. The chancellor of SUNY serves as chair of the board ex officio.

2. Summary of Significant Accounting Policies

Basis of Presentation

The financial statements of the RF have been prepared on the accrual basis of accounting.

Use of Estimates

The preparation of financial statements in conformity with accounting principles generally accepted in the United States of America requires management to make significant estimates and assumptions that affect the reported amount of net assets and disclosures of contingent assets and liabilities as of the date of the financial statements and the reported amounts of change in net assets during the reporting period. Actual results could differ from those estimates.

Revenue Recognition

Substantially all of the RF's revenues are exchange transactions derived from restricted grants, cost reimbursement contracts, and cooperative agreements that provide for the recovery of direct and indirect costs, subject to audit. In the opinion of management no material adjustments are expected as a result of such audits. Grants and contracts awarded for research and other sponsored activities are recognized only to the extent of direct costs incurred or when such costs are eligible for reimbursement. Amounts received in excess of expenses are recorded as deferred revenues. The RF funds its operations primarily from recoveries of indirect costs provided from grants and contracts. Such recoveries are recorded in the year in which the direct costs are incurred or when such costs are eligible for reimbursement.

Investments

Investments in equity securities with readily determinable fair values and all investments in debt securities are reported at fair value based upon quoted market prices.

The Research Foundation of State University of New York
Notes to Financial Statements
June 30, 2006 and 2005

Hedge funds are valued using current estimates of fair value by management based on information provided by the general partner or investment manager for the respective funds. Certain hedge fund investments are comprised of funds of funds, for which the carrying amount of the investments is a reasonable estimate of fair value. Because these investments are not readily marketable, their estimated value is subject to uncertainty and therefore may differ from the value that would have been used had a ready market for such investments existed.

Purchases and sales of securities are recorded on a trade-date basis. Dividend income is recorded on the ex-dividend date. Interest income is recorded on the accrual basis of accounting.

The captions "Due from broker for securities sold" and "Due to broker for securities purchased" represent investment trade activity that took place prior to year end but had not been settled by year end. Net appreciation (depreciation) in the fair value of investments, which consists of the realized gains or losses and unrealized appreciation (depreciation), is reported in the statements of activities. The average cost of securities sold is used to determine the basis for computing realized gains or losses.

The RF does not require its investments to be collateralized. To minimize potential losses, the RF maintains a diversified investment portfolio and, with respect to debt instruments, has a policy of investing in primarily high quality securities with a minimum rating of BBB or equivalent. Investments are held with the investment custodian in the RF's name.

Fixed Assets

Fixed assets are stated at cost, net of accumulated depreciation, and are depreciated on a straight-line basis over the estimated useful life of the assets. Estimated useful life (in years) of the RF's fixed assets is as follows:

Equipment and information system	5
Office furniture	7
Building	50

Upon sale or retirement of fixed assets, the cost and the related accumulated depreciation are removed from the accounts and the resulting gain or loss is recorded. Depreciation expense for the years ended June 30, 2006 and 2005 was \$7,560,361 and \$8,669,173, respectively. Generally, title to equipment purchased using sponsored funds is retained by the grantor institution until such time as final disposition is determined. Accordingly, purchases of equipment charged to the respective grant or contract are not capitalized.

Accrued Vacation

RF employees are granted vacation and sick leave in varying amounts. In the event of termination an employee is reimbursed for accumulated vacation up to a maximum of thirty days. Employees are not reimbursed for accumulated sick leave at termination.

Cash Equivalents

Cash equivalents include short-term, highly liquid investments with a maturity of three months or less at the time of purchase. Cash and cash equivalents included in the long-term investment portfolio are classified as long-term investments.

The Research Foundation of State University of New York

Notes to Financial Statements

June 30, 2006 and 2005

Reclassifications

Certain 2005 amounts have been reclassified to conform with the 2006 presentation (see Note 4).

Other Information

Accounts receivable as of June 30, 2006 and 2005 are reported net of an allowance for doubtful accounts of \$8,000,000 and \$8,000,000, respectively.

Advances to others and deposits held for others represent amounts related to agency activity at the campus locations. Included in deposits held for others are planned gifts donated to campus foundations of approximately \$687,000 and \$488,000 at June 30, 2006 and 2005, respectively.

The RF has been awarded approximately \$970,520,000 and \$854,411,000 of grants and contracts that have not been advanced or expended as of June 30, 2006 and 2005, respectively, and accordingly, such amounts have not been recorded in the financial statements.

The RF maintains a Deferred Compensation Plan established in accordance with Section 457(b) of the Internal Revenue Code. Plan funds are a part of the general assets of the RF and are subject to claims of creditors of the RF.

The net assets of the RF primarily represent funds specified for development activity at the campuses as outlined in the RF's Board-approved financial plan.

3. Affiliated Organizations

The RF has fifteen affiliated organizations that have been established to facilitate university-industry-government partnerships and accelerate the growth of sponsored program and applied research opportunities at SUNY. This is sometimes done in cooperation with campus based or related organizations. These entities limit liability to the RF and SUNY and are often able to meet a variety of needs, normally out of reach given existing structures, for one or both organizations. The RF does not have a financial interest in nor is it contingently liable to these affiliated organizations. The affiliated organizations are as follows:

Binghamton Technologies Corporation (BTC)

BTC is a private, not-for-profit corporation formed by the RF (acting on behalf of Binghamton University) to construct a high technology facility at the eastern edge of the Binghamton University campus to assist in the economic development of the region.

Broad Hollow Bioscience Park, Inc.

Broad Hollow Bioscience Park, Inc. is a not-for-profit corporation formed by the RF (acting on behalf of Farmingdale State College) and Cold Spring Harbor Laboratory to establish a high technology incubator facility on the Farmingdale State campus. Its purpose is to assist in the economic development of the region by attracting public and private funds to further research and biotechnology development by facilitating the transfer of biotechnology resources to the marketplace and by creating jobs.

Brookhaven Science Associates, LLC (BSA)

Brookhaven Science Associates is a not-for-profit Limited Liability Company formed by the RF (acting on behalf of Stony Brook University) and Battelle Memorial Institute. In a national competition against the country's leading research universities, the U.S. Department of Energy in

The Research Foundation of State University of New York

Notes to Financial Statements

June 30, 2006 and 2005

1997 selected BSA to operate the world-famous Brookhaven National Laboratory (BNL) – a \$2 billion contract. BSA is the legal entity responsible for leading BNL successfully through the 21st century. In accordance with the LLC agreement, member profits and losses are allocated 50% each to Battelle and the RF. In 1998, Battelle and the RF each made an initial capital contribution of \$125,000.

The total assets of BSA as of September 30, 2005 and 2004 are \$13,580,593 and \$11,133,432, respectively. Total revenue for the years ended September 30, 2005 and 2004 are \$7,175,310 and \$6,570,060, respectively. Total expenses for the years ended September 30, 2005 and 2004 are \$2,989,338 and \$2,685,436, respectively. The RF records its share of the net earnings of BSA from BSA's most recent completed fiscal year. The RF records distributions received as a reduction of the investment balance.

Calspan-UB Research Center, Inc. (CUBRC)

Calspan-UB Research Center, Inc. (CUBRC) is a not-for-profit corporation formed by the RF (acting on behalf of the University at Buffalo) and Calspan Corporation (later Veridian which was then purchased by General Dynamics). Its mission is to bring together scientists, engineers and resources from academia and industry to provide the synergy to expand research capabilities and to provide significant growth opportunities in Western New York. Incorporated in 1983, CUBRC competes for research programs that would not otherwise be available to UB.

Central New York Biotechnology Research Center (CNYBRC)

Central New York Biotechnology Research Center (CNYBRC) is a private not-for-profit corporation formed by the RF (acting on behalf of SUNY Upstate Medical University and SUNY College of Environmental Science and Forestry), Metropolitan Development Association of Syracuse and Central New York, LeMoyne College and Syracuse University that brings together scientists, engineers and resources from academia and industry to advance research in bioprocessing and biomanufacturing. CNYBRC will promote economic development in the Syracuse area and across New York State by supporting technology transfer, workforce development and a high-tech business incubator.

Downstate Technology Center, Inc.

Downstate Technology Center, Inc. is a private, not-for-profit corporation formed by the Health Science Center at Brooklyn Foundation, Inc. and the RF (acting on behalf of SUNY Downstate) to provide a vehicle for the construction of an advanced biotechnology research park adjacent to the Downstate Medical Center to advance medical research, provide incubator space and assist in the economic development of the Borough of Brooklyn.

Fuller Road Management Corporation (FRMC)

Fuller Road Management Corporation (FRMC) is a private, not-for-profit corporation formed by the RF (acting on behalf of the University at Albany) and the University at Albany Foundation (UAF). FRMC provides a vehicle for the construction of comprehensive research facilities that support a high-tech business incubator, workforce development, research and development and technology acceleration. On July 2, 2002, the RF guaranteed a loan in the amount of \$8,966,000 on behalf of FRMC. The loan was retired in the current year.

In May of 2005, the RF, as tenant, and FRMC, as landlord, executed an agreement for the lease of a clean room facility, which will be used for nanotechnology related research and development at the University at Albany. Rent payments from May 2005 through November 2006 are approximately

The Research Foundation of State University of New York
Notes to Financial Statements
June 30, 2006 and 2005

\$674,000 of which \$537,100 was incurred for the year ended June 30, 2006. The annual rental payment of \$7,014,458 will be paid by the RF to FRMC, in quarterly installments beginning November 2006, based upon when the RF has the right and ability to occupy the constructed space. The annual rental payment may escalate annually at a rate not to exceed one percent. The term of the lease is from May 20, 2005 through September 30, 2035.

Griffiss Institute Inc.

The Griffiss Institute Inc. is a private, not-for-profit corporation formed by the RF in partnership with Mohawk Valley EDGE, Inc., Syracuse University, Polytechnic University and Utica College to establish a research facility at the Griffiss Business and Technology Park in Rome, New York. The RF resigned as a member of Griffis Institute effective July 6, 2006.

Long Island High Technology Incubator (LIHTI)

The Long Island High Technology Incubator (LIHTI) is a private, not-for-profit corporation incorporated in 1989 by the RF (acting on behalf of Stony Brook University) and the Stony Brook Foundation, Inc. LIHTI's mission is to target the development of new high technology companies in a limited number of overlapping technology growth areas including biotechnology, environmental technologies, electronics, information technologies and new materials technologies.

NanoTech Resources, Inc.

NanoTech Resources, Inc. is a private, not-for-profit corporation formed by the RF (acting on behalf of the University at Albany) to work with the University at Albany to help it meet its obligations in support of the Center of Excellence in Nanoelectronics by assisting in exploring and implementing corporate partnerships and securing external funding; to partner with the College of Nanoscale Science and Engineering at the University at Albany; and to link academic teaching and research with technology development.

Neil D. Levin Graduate Institute of International Relations and Commerce Foundation, Inc.

The Neil D. Levin Graduate Institute of International Relations and Commerce Foundation, Inc. is a not-for-profit corporation formed by the RF to facilitate donations, conduct funding raising activities and provide a source of revenue for the benefit of the Levin Institute. The goal of the Foundation is to advance the mission of the Levin Institute through the enhancement of the faculty, students and staff and support of its academic, research and international programs.

New York Maritime College Sailing Foundation, Inc. (NYMCSF)

New York Maritime College Sailing Foundation, Inc. (NYMCSF) is a private, not-for-profit corporation formed by the RF to support sailing programs at the State University of New York Maritime College. The goal of NYMCSF is to advance the college's mission through the enhancement of the faculty, student and staff for the benefit of midshipmen and to facilitate the program's short and long-term excellence through donations of funds, equipment or boats.

Purchase College Advancement Corporation

Purchase College Advancement Corporation is a private, not-for-profit corporation formed by the RF (acting on behalf of Purchase College) to develop a retirement community, faculty and staff housing and a hotel/conference center on the grounds of the State University at Purchase.

The Research Foundation of State University of New York
Notes to Financial Statements
June 30, 2006 and 2005

Source Sentinel, LLC

Source Sentinel, LLC is a limited liability company formed by the RF (acting on behalf of the College of Environmental Science and Forestry), O'Brien & Gere Limited and Sensis Corporation. Its mission is to bring together scientists, engineers, and resources from academia and industry to develop real-time detection and monitoring products for the protection of drinking water supplies, distribution systems and treatment facilities against chemical and biological threats.

State Street Management Inc. (SSMI)

SSMI, incorporated in 1990, is a not-for-profit corporation formed by the RF (acting on behalf of the University at Albany) to purchase and hold real estate for the benefit of the Nelson A. Rockefeller Institute of Government.

4. Investments

Investments by type, exclusive of investments designated for the post-retirement benefit obligation, consist of the following as of June 30:

	2006	2005
Cash equivalents	\$ 46,148,307	\$ 59,712,364
U.S. government securities	33,531,237	63,098,854
Mortgage/asset-backed securities	32,588,172	12,710,427
Corporate debt securities	11,549,342	12,450,768
Common stocks	78,883,379	54,087,303
Investment in equity partnership	1,646,696	739,910
High yield limited partnership	-	8,366,693
Hedge funds	28,798,007	-
Other	5,759,344	6,012,138
Total	<u>\$ 238,904,484</u>	<u>\$ 217,178,457</u>

High yield limited partnership consists of securities with readily determinable market values.

Hedge fund investments consist of alternative investments in fund of funds limited partnerships and marketable alternatives.

As of June 30, 2006 and 2005, investments classified as long-term are \$107,674,387 and \$91,831,556, respectively; investments classified as short-term are \$131,230,097 and \$125,346,901, respectively, exclusive of investments designated for the post-retirement benefit obligation.

During 2006, the RF changed its intent for spending short-term investments for operations. As such, the RF changed its investment classification of \$69,492,035 of investments from long-term to short-term in the prior year to conform with the 2006 presentation.

The Research Foundation of State University of New York
Notes to Financial Statements
June 30, 2006 and 2005

The following is the composition of investment income for the years ended June 30:

	2006	2005
Dividends and interest	\$ 4,425,111	\$ 4,002,773
Realized and unrealized gains, net	4,019,220	4,432,902
Income from investment in equity partnership	<u>2,092,986</u>	<u>1,942,312</u>
Total return on investments	<u>\$ 10,537,317</u>	<u>\$ 10,377,987</u>

The board of directors has designated certain investments for the purpose of funding post-retirement benefit obligations. These investments are separately disclosed on the balance sheet, and amounted to \$60,831,529 and \$50,902,695 at June 30, 2006 and 2005, respectively.

5. Fixed Assets

Fixed assets consist of the following at June 30:

	2005	Additions	Retirements	2006
Building	\$ 6,500,000	\$ -	\$ -	\$ 6,500,000
Office furniture and equipment	38,992,542	3,490,757	1,769,837	40,713,462
Information systems	<u>28,806,970</u>	<u>3,736,537</u>	<u>27,487</u>	<u>32,516,020</u>
Total fixed assets	<u>\$ 74,299,512</u>	<u>\$ 7,227,294</u>	<u>\$ 1,797,324</u>	<u>\$ 79,729,482</u>
Less accumulated depreciation				
Building	\$ 390,000	\$ 130,000	\$ -	\$ 520,000
Office furniture and equipment	27,250,832	2,923,928	1,209,563	28,965,197
Information systems	<u>23,097,850</u>	<u>4,506,433</u>	<u>22,255</u>	<u>27,582,028</u>
Total accumulated depreciation	<u>\$ 50,738,682</u>	<u>\$ 7,560,361</u>	<u>\$ 1,231,818</u>	<u>\$ 57,067,225</u>
Fixed assets, net	<u>\$ 23,560,830</u>	<u>\$ (333,067)</u>	<u>\$ 565,506</u>	<u>\$ 22,662,257</u>

6. Post-Retirement Benefit Obligation

The RF sponsors a defined benefit plan that covers substantially all non-student employees. The plan provides post-retirement medical benefits and is contributory for employees hired after 1985. Retirees who were employed after 1985 are subject to the same cost sharing requirements as active employees. Annual allocations are made by management pursuant to a funding policy established by the board of directors. The assets are held in an unrestricted investment account designated by the board of directors. There are 5,877 participants in the plan, as of July 1, 2006. Contributions by the RF consisted of \$4,600,000 to increase plan reserves and \$3,938,022 for payment of plan benefits during the year ended June 30, 2006. Contributions by the RF consisted of \$4,500,000 to increase plan reserves and \$3,277,167 for payment of plan benefits for the year ended June 30, 2005.

The Research Foundation of State University of New York
Notes to Financial Statements
June 30, 2006 and 2005

The following table sets forth the plan's funded status reconciled with the amount shown in the RF's financial statements at June 30:

	2006	2005
Change in benefit obligation		
Benefit obligation at beginning of year	\$ 185,467,678	\$ 136,419,678
Service cost	10,813,000	7,680,000
Interest cost	9,920,000	8,918,000
Plan participants' contributions	65,000	53,000
Retiree drug subsidy receipts	137,000	-
Plan amendments	-	(2,513,000)
Actuarial (gain) loss	(25,555,000)	38,240,000
Benefits paid	(4,003,000)	(3,330,000)
Benefit obligation at end of the year	<u>176,844,678</u>	<u>185,467,678</u>
Benefit obligation at end of the year	(176,844,678)	(185,467,678)
Unrecognized actuarial loss	59,620,000	93,312,000
Unrecognized prior service cost	(1,955,000)	(2,234,000)
Unrecognized transition cost	<u>2,218,149</u>	<u>2,772,983</u>
Accrued benefit cost	<u>\$ (116,961,529)</u>	<u>\$ (91,616,695)</u>
Weighted-average assumptions as of June 30		
Discount rate	6.25%	5.25%
Expected return on plan assets	8.25%	8.00%
Components of net periodic benefit cost		
Service cost	\$ 10,813,000	\$ 7,680,000
Interest cost	9,920,000	8,918,000
Expected return on plan assets	(4,433,000)	(3,475,000)
Amortization of prior service cost	(279,000)	(279,000)
Amortization of transition obligation	555,000	555,000
Net amortization and deferral	<u>7,241,000</u>	<u>4,602,000</u>
Net periodic benefit cost	<u>\$ 23,817,000</u>	<u>\$ 18,001,000</u>
Estimated future benefit payments (net of retiree contributions) as of June 30, 2006 is as follows:		
2007		\$ 4,432,000
2008		5,162,000
2009		5,896,000
2010		6,803,000
2011		7,761,000
Thereafter		54,177,000

For measurement purposes, the initial year trend rates vary by coverage. The health maintenance organization (HMO) rate is 9%, the preferred provider organization (PPO) Medical Pre-65 rate is 8.7%, the PPO Medical Post-65 rate is 7.1% and the PPO prescription drug rate is 10%. Trend

The Research Foundation of State University of New York
Notes to Financial Statements
June 30, 2006 and 2005

rates grade down to an ultimate rate of 5% in 2012-13 and later. The administrative expense increase is 5% for all years. The RF recorded an expense of \$15,416,000 and \$10,224,000 in 2006 and 2005, respectively, to recognize the unrecoverable amount of the unfunded plan obligation (Note 10).

Assumed health care cost trend rates have a significant effect on the amounts reported for the health care plans. A one-percentage-point change in assumed health care cost trend rates would have the following effects:

	1-Percentage- Point Increase	1-Percentage- Point Decrease
Effect on total of service and interest cost components	\$ 4,563,000	\$ (3,574,000)
Effect on post-retirement benefit obligation	\$ 30,448,000	\$ (24,629,000)

The Medicare Prescription Drug, Improvement and Modernization Act of 2003 has been reflected assuming that the RF will continue to provide a prescription drug benefit to plan participants that is at least actuarially equivalent to Medicare Part D and that the RF will receive the federal subsidy indefinitely.

Estimated future gross amount of subsidy receipts as of June 30, 2006 is as follows:

2007	\$ (316,000)
2008	(368,000)
2009	(431,000)
2010	(496,000)
2011	(574,000)
Thereafter	(4,515,000)

Investment Policies and Strategies

The plan's primary investment goal is to meet the ongoing obligations while minimizing contributions and controlling risks. In order to accomplish that goal the RF's consultants worked with actuarial data to create a projection of the term structure of the liabilities. The structure of the investment portfolio will then be similarly aligned with the term structure of the liabilities, which is to say that short-term liabilities will be primarily funded with lower volatility short-term assets, intermediate-term liabilities will be funded with investments that exhibit moderate volatility, and the longer-term liabilities will be funded by long-term assets. In addition, the plan's asset allocation is structured to meet a long-term targeted return. Borrowing from the diversification techniques developed under the Modern Portfolio Theory, the plan's assets are invested so that total portfolio risk exposure and risk adjusted returns meet the plan's long-term total return goal.

The RF's investment managers exercise full investment discretion within guidelines outlined in the RF's Investment policy. The investment managers are charged with the responsibility of managing assets with the care, skill, prudence and diligence that a prudent investment professional in similar circumstances would exercise.

The individual investment managers are provided specific investment guidelines under which they are to invest their assets. In general, investment managers are expected to remain fully invested.

The Research Foundation of State University of New York
Notes to Financial Statements
June 30, 2006 and 2005

The individual investment managers are expected to invest, through best execution, in assets that they deem to be prudent investments.

Basis Used to Determine the Overall Expected Long-Term Rate of Return on Assets

Assumption

The RF works with a consultant to develop long-term rate of return assumptions used to model and determine the overall asset allocation. The return assumptions used in the asset allocation analysis are based on a building block approach in which risk premium is calculated for each asset class and adjusted for current market conditions. The methodology used is based on time tested relationships between fundamental drivers of financial markets. Adjustments to historical risk premia are based on a number of factors including, but not limited to, current market valuations, yield, inflation and various economic indicators.

The plan's asset allocation in the table below is expected to meet the plan's expected return.

Asset Class	Target	Permissible Ranges
Equities	57%	-
Large Cap Equity	29%	19%-39%
Small Cap Equity	15%	5%-25%
International	13%	3%-23%
Fixed Income	28%	-
Intermediate Term FI	28%	18%-38%
Absolute Return	15%	5%-25%

7. Retirement Plans

The RF maintains a non-contributory defined contribution retirement plan for substantially all non-student employees. Contributions are based on a percentage of earnings and range from 8% to 15%, depending on date of hire. Employees become fully vested in contributions made by the RF after the completion of five years of service. Contributions are allocated to individual employee accounts. Vested participants have the option of having contributions to their accounts deposited in either the Teachers Insurance and Annuity Association ("TIAA"), which offers a guaranteed income account, or in the College Retirement Equities Fund ("CREF"), which offers an assortment of stocks, bonds, real estate, and money market investments. The payroll for RF employees covered by TIAA/CREF for the fiscal year ended June 30, 2006 was \$310,538,000. The RF pension contributions were approximately \$23,552,000 and \$21,639,000 for the years ended June 30, 2006 and 2005, respectively. These contributions are equal to 100% of the required contributions for the year.

8. Long-Term Debt and Other Long-Term Liabilities

The RF entered into an agreement during fiscal 2002 with the City of Albany Industrial Development Agency (IDA) whereby the IDA issued both a taxable and a tax exempt series of bonds for the purpose of providing funds to acquire a parcel of real estate together with the existing building thereon. The RF occupies and conducts most of its central office operations from this location. For the year ended June 30, 2006, the long-term debt associated with these bond

The Research Foundation of State University of New York
Notes to Financial Statements
June 30, 2006 and 2005

issuances is as follows: The tax exempt bond issuance totaled \$5,600,000 with maturity in 2032. The interest rate was 4.07% at June 30, 2006. The taxable bond issuance totaled \$900,000 with maturity in 2009. The interest rate was 5.60% at June 30, 2006. Subsequent to June 30, 2006, the bonds will bear interest at variable rates as established by First Albany Corporation, as remarketing agent. The adjustable rate for the tax exempt bonds will not exceed 12% per annum and the adjustable rate for the taxable bonds will not exceed 15% per annum.

In January 2006, the RF entered into an interest rate swap agreement with the Bank of New York (BNY) wherein the RF agreed to pay BNY a fixed rate of interest equal to 3.615% on the tax exempt bond issuance total of \$5,600,000 and to receive from BNY a payment equal to 70% of the London Interbank Offered Rate (LIBOR) as published by the British Banker's Association (BBA). The monthly interest rate is calculated using the weighted average method applied to the daily USD-LIBOR-BBA rate. The agreement expires coincident with the maturity of the bonds in 2032. The RF's net benefit or obligation under the swap agreement is accounted for as an asset or liability at fair value in the financial statements. The estimated fair value of the swap at June 30, 2006 was \$189,396 and is included within other assets in the accompanying balance sheet.

In fiscal 1999, the RF entered into a tax-exempt leasing program through the City of Albany Industrial Development Agency to finance development of a new information system. The borrowing totaled \$16,300,000 and was collateralized by the associated equipment. During fiscal 2003, the RF refinanced the amount outstanding on this borrowing. The amount refinanced, including additional costs associated with the refinancing, was \$7,806,080. The refinanced amount was retired in 2006.

The RF is also contractually obligated per long-term lease agreements for capital equipment.

A summary of long-term debt as well as other long-term liabilities is as follows:

	2005	Additions	Reductions	2006	Current Portion
Long-term debt:					
Lease obligations	\$ 3,029,061	\$ 3,586,507	\$ 1,550,707	\$ 5,064,861	\$ 1,978,248
Bonds payable	8,796,543	-	2,806,543	5,990,000	-
Total long-term debt	<u>\$ 11,825,604</u>	<u>\$ 3,586,507</u>	<u>\$ 4,357,250</u>	<u>\$ 11,054,861</u>	<u>\$ 1,978,248</u>
Other long-term liabilities:					
Post-retirement benefit obligation	\$ 91,616,695	\$ 29,348,000	\$ 4,003,166	\$ 116,961,529	\$ 4,432,000
Other	1,333,547	392,489	-	1,726,036	-
Deposits held for others	2,873,670	432,107	134,854	3,170,923	-
Due to broker for securities purchased	9,134,008	3,469,791	9,134,008	3,469,791	-
Total other long-term liabilities	<u>\$ 104,957,920</u>	<u>\$ 33,642,387</u>	<u>\$ 13,272,028</u>	<u>\$ 125,328,279</u>	<u>\$ 4,432,000</u>
Total long-term liabilities	<u>\$ 116,783,524</u>	<u>\$ 37,228,894</u>	<u>\$ 17,629,278</u>	<u>\$ 136,383,140</u>	<u>\$ 6,410,248</u>

The Research Foundation of State University of New York
Notes to Financial Statements
June 30, 2006 and 2005

Future payments on long-term debt as of June 30, 2006, are as follows:

Fiscal Year	Bonds Payable-Building		Capital Leases		Total	
	Principal	Interest	Principal	Interest	Principal	Interest
2007	\$ -	\$ 249,760	\$ 1,978,248	\$ 144,569	\$ 1,978,248	\$ 394,329
2008	145,000	241,640	1,471,387	81,598	1,616,387	323,238
2009	150,000	233,240	979,763	42,558	1,129,763	275,798
2010	155,000	225,478	635,463	8,922	790,463	234,400
2011	165,000	218,763	-	-	165,000	218,763
2012-16	905,000	985,754	-	-	905,000	985,754
2017-21	1,070,000	782,051	-	-	1,070,000	782,051
2022-26	1,260,000	541,514	-	-	1,260,000	541,514
2027-31	1,475,000	249,463	-	-	1,475,000	249,463
2032-36	665,000	13,840	-	-	665,000	13,840
Total	<u>\$ 5,990,000</u>	<u>\$ 3,741,503</u>	<u>\$ 5,064,861</u>	<u>\$ 277,647</u>	<u>\$ 11,054,861</u>	<u>\$ 4,019,150</u>

Interest rates range from
4.07% to 5.6%

Interest rates range from
1.55% to 9.95%

Line of Credit

The RF maintains an unsecured line of credit in the amount of \$80,000,000 of which \$15,000,000 was used as of June 30, 2006. The agreement for this line of credit was executed during the current year.

9. University at Buffalo Foundation Services, Inc.

The RF has signed an agreement with the University at Buffalo Foundation Services, Inc. (UBFS) to enable UBFS to enter into contracts and accept grants for certain sponsored programs (generally excluding federal, New York State and foreign) on behalf of the State University of New York at Buffalo. Under this agreement, UBFS serves as an agent for the RF. Activity through UBFS amounted to approximately \$3,549,000 and \$3,177,000 for the years ended June 30, 2006 and 2005, respectively.

10. Administration and Support

Administration and support expenses are funded primarily from revenue received from grants for the reimbursement of facilities and administrative (F&A) costs. F&A costs are overhead expenses incurred to support sponsored research and other sponsored programs within the university. Expenses incurred include sponsored program support and development, institutional and departmental support, academic support, maintenance and operations and administrative costs. Unreimbursed post-retirement medical expense, included in administration and support expense, was \$15,416,000 and \$10,224,000 in 2006 and 2005, respectively (Note 6).

The Research Foundation of State University of New York
Notes to Financial Statements
June 30, 2006 and 2005

11. Revenues

Revenue, by type, consists of the following for the years ended June 30:

	2006	2005
Federal grants and contracts	\$ 505,445,452	\$ 519,341,476
State grants and contracts	87,331,843	110,431,053
Local grants and contracts	12,693,607	12,252,617
Private grants and contracts	106,275,029	94,661,978
Investment income, net of investment fees	6,518,097	5,945,085
Net realized and unrealized gains	4,019,220	4,432,902
Gifts	117,074	542,545
Capital gifts and grants	121,000	253,000
Inventions and licenses income	10,122,079	12,905,720
Other sources	5,155,837	5,304,417
	<u>\$ 737,799,238</u>	<u>\$ 766,070,793</u>
Total revenues		

12. Functional Expenses

Expenses, by function, consist of the following for the years ended June 30:

	2006	2005
Instruction	\$ 119,764,467	\$ 117,584,949
Research	370,631,484	383,738,748
Public service	108,854,417	105,875,355
Academic support	8,885,943	8,133,530
Student services	1,824,963	1,569,120
Operations & maintenance	6,640,990	18,518,885
Institutional support	124,574,528	117,587,421
Scholarships and fellowships	5,661,754	4,061,844
Hospitals	5,815	35,493
Depreciation and amortization expense	7,560,361	8,669,173
Interest expense on capital related debt	324,889	300,919
Loss on disposal of plant assets	460,506	972,146
	<u>\$ 755,190,117</u>	<u>\$ 767,047,583</u>
Total expenses		

SCHEDULE OF EXPENDITURES OF FEDERAL AWARDS

The Research Foundation of State University of New York

Schedule of Expenditures of Federal Awards

Year Ended June 30, 2006

Research and Development	CFDA Number	Pass-Through Number	Direct Expenditures	Pass- Through Expenditures	Total Expenditures
Department of Agriculture					
Agricultural Research Service	10.		\$ 51,514	\$ -	\$ -
Cooperative State Research Service	10.		1,835,725		
Foreign Agricultural Service	10.		7,224		
Forest Service	10.		1,013,088		
Natural Resources Conservation Service	10.		514		
NTS Department of Environmental Conservation	10.	N/A		26,807	
Environmental Defense	10.069	N/A		6,500	
Colorado State University	10.200	G15078		36,481	
Edmund Heller Herk Preserve Incorporated	10.206	USDA1		(4,920)	
University of Vermont	10.209	GC4101		15,814	
Virginia Polytechnic Institute and State Univ	10.206	CR19191428082		6,140	
Virginia Polytechnic Institute and State Univ	10.212	CR19191A545810		116,123	
Purdue University	10.303	591-0399-1		21,615	
Virginia Polytechnic Institute and State Univ	10.509	CR19191428142		162,806	
Virginia Polytechnic Institute and State Univ	10.509	CR19191B545810		114,481	
Virginia Polytechnic Institute and State Univ	10.509	CR19191A428142		39,051	
University of Vermont	10.652	17415		5,600	
University of Vermont	10.652	FM87191101 F505CA11242343093		14,354	
University of Vermont	10.652	FM87		19,572	
University of Vermont	10.652	FM87		37,079	
University of Vermont	10.652	FM87 P735607		36,986	
Watershed Agricultural Council	10.652	0220		24,596	
Watershed Agricultural Council	10.652	0219		26,852	
Northern Economics Initiatives Corporation	10.664	S0543		75	
University of Vermont	10.664	FM87 P731921		58,929	
USDA Forest Service	10.672	02DG11244225048		-	
Great Lakes Commission	10.902	110422		17,015	
Great Lakes Commission	10.902	N/A		110	
Total Department of Agriculture			2,908,065	784,066	3,692,131
Department of Commerce					
National Institute of Standards and Technology	11		347,843		
National Oceanic and Atmospheric Administration	11		4,599,730		
Department of Commerce	11.		235,080		
Bronx Overall Economic Development Corporation	11.307	N/A		138,632	
American Museum of Natural History	11.312	92004		29,022	
Northeast Fisheries Science Center	11.407	NFFM7630542112		13,879	
University of Washington	11.417	737198		53,132	
University of Vermont	11.417	NOAA HA16RG2206 UVM ID FJ05		20,679	
University of Vermont	11.417	14971		70,176	
University of Louisiana at Lafayette	11.419	03071		88,632	
University of New Hampshire	11.419	04886		59	
Columbia University	11.431	NA040AR43101B5-1		41,467	
South Carolina Sea Grant Consortium	11.432	N/A		31,460	
South Carolina Sea Grant Consortium	11.432	N/A		211	
Amboy Associates	11.434	NA		93,702	
Rutgers University	11.455	5472992		95,089	
Rutgers University	11.455	5726366/4-28204/Orq 10255		3,400	
University Corporation for Atmospheric Research	11.467	50344680		2,594	
University Corporation for Atmospheric Research	11.467	50238652		19,775	
University Corporation for Atmospheric Research	11.467	50552248		1,267	
Howard University	11.481	633878H005255		90,576	
Plug Power LLC	11.612	N/A		77,110	
General Electric Company	11.612	600108106/700110441		88,365	
General Electric Company	11.612	70NANB2H3034		189,326	
Total Department of Commerce			5,162,653	1,156,555	6,339,208
Department of Defense					
National Geospatial Intelligence Agency	12		74,188		
National Security Agency	12		59,502		
Air Force Office of Scientific Research	12		2,992,271		
Air Force Research Laboratory	12		493,107		
Air Force Rome Lab Griffis Air Force Base	12		936,762		
Army Armament Research and Development Command	12		238,035		
Army Corps Engineers	12		101,298		
Army Humphreys Engineer Center Support Activity	12		33,142		
Army Medical Research Acquisition Activity	12		2,602,063		
Army Medical Research and Materiel Command	12		634,536		
Army Research Development & Engineering Command	12		810,009		
Army Research Institute	12		61,556		
Army Research Office	12		1,259,580		
Navy Experimental Diving Unit	12		638,123		
Navy Naval Air Warfare Center	12		16,889		
Navy Office of Naval Research	12		4,696,732		
Navy Research Laboratory	12		39,733		
Navy Space & Naval Warfare Systems Ctr San Diego	12		67,894		
Navy Submarine Medical Research Laboratory	12		136,839		
AMBP Tech Corporation	12	AT41007-102704-01		48	
AMBP Tech Corporation	12	AT41008-012505_01		24,652	
AMBP Technology	12	AT41005-240603-001		13,373	
Calspan UB Research Center Incorporated	12	6609-1		116,053	
Calspan UB Research Center Incorporated	12	6665-1		37,445	
Calspan UB Research Center Incorporated	12	06758-01		8,080	
Calspan UB Research Center Incorporated	12	0675101		321,656	
Calspan UB Research Center Incorporated	12	06813-01		12,075	
Charles River Analytics Inc	12	20060130 / SCD44401		79,015	
Columbia University	12	UC-04-0062		22,957	
E Sensors Incorporated	12	N/A		12,705	
HYBRID Tech Ltd	12	GCSB 05-ACOE-1107		22,999	
HYBRID Tech	12	FAB650-05-M-5422		26,000	
Health Research Inc	12	DAMD17-02-1-0111		1,018	
Paramax System Corporation	12	N/A		87	
SRI International	12	RTC-02-216		57,362	
TPL Inc	12	AD36-2004-1		36,000	
Teckordia Technologies Inc	12	PO 10689511		119,485	
University of California at Santa Barbara	12	KKS122		17,684	
University of Iowa	12	400092478		25,340	
Science Applications International Corp	12	4400115464		45,971	
Malcolm Pirnie	12	2118070		16,847	
Onondaga County Soil and Water Conservation Dist	12.	N/A		78,599	
US Display Consortium	12.114	RFP04-111		120,935	
Carnegie Mellon University	12.300	1172841140024		81,001	
International Electronic Machines Corporation	12.300	13518rfm		6,061	
Michigan Technological University	12.300	0208212		10,042	
Advanced Design Consulting Inc	12.300	H00014-03-C-0411		48,087	

The accompanying notes are an integral part of this schedule

The Research Foundation of State University of New York
 Schedule of Expenditures of Federal Awards
 Year Ended June 30, 2006

Research and Development	CFDA Number	Pass-Through Number	Direct Expenditures	Pass-Through Expenditures	Total Expenditures
Dartmouth College	12.300	5-36193.570		40,703	40,703
Arizona State University	12.300	04-432		15,751	15,751
Dow Corning Corporation	12.300	N0001405C0324		30,242	30,242
Dow Corning Corporation	12.300	DAAD1701C0081		13,353	13,353
Florida Atlantic University	12.300	5RF37		55,569	55,569
Geo Centers Incorporated	12.300	4400122672		12,800	12,800
Geo Centers Incorporated	12.300	4400122650		26,363	26,363
Maxion Technologies Incorporated	12.300	522249320		44,916	44,916
Mesoscribe Technologies Inc	12.300	NA		7,645	7,645
North Carolina State University	12.300	2001068703		54,393	54,393
Physical Sciences Inc	12.300	37175290946		2,837	2,837
VeroModo Incorporated	12.300	NA		34,913	34,913
Duke University	12.300	N6600102C0022		585,522	585,522
Health Research Inc	12.420	154001		80,583	80,583
Health Research Inc	12.420	17003001		47,936	47,936
Geometown University	12.420	RX 4400-855-SUNY		206,300	206,300
Battelle	12.420	TCN05077		123,479	123,479
Research Corporation of Long Island	12.420	W81XWH0510490		25,382	25,382
Ultra Scan Corporation	12.431	N/A		45,340	45,340
Advanced Technology Materials Incorporated	12.431	D2001		(791)	(791)
Hypres Incorporated	12.431	HYPH0001402C0171		44,790	44,790
Hypres Incorporated	12.431	HYPW15P7T04CX403		78,141	78,141
Mesoscribe Technologies Inc	12.431	W911HF05C0077		503	503
Mesoscribe Technologies Inc	12.431	FA955005C0127		27,314	27,314
Northrop Grumman Corporation	12.431	2599913		15,305	15,305
Smatronik	12.431	SMX062016EUNY		25,701	25,701
Brown University	12.630	P920214		56,666	56,666
Structured Materials Industries Incorporated	12.800	41504		9,836	9,836
California Institute of Technology	12.800	52-1069108		05,580	05,580
Advanced Fuel Research Incorporated	12.800	N/A		8,265	8,265
Power Photonic Corporation	12.800	NA		98,973	98,973
Washington State University	12.800	G001305		18,511	18,511
Wyle Laboratories Incorporated	12.800	RC00035522		9,026	9,026
Crystal Is Inc	12.910	N/A		864	864
Crystal Is Inc	12.910	N/A		1,013	1,013
IBM Corporation	12.910	W0141280		338,450	338,450
Raytheon Systems Company	12.910	LES6EBU788		227,732	227,732
Starfire Systems Incorporated	12.910	N/A		68,684	68,684
Battelle	12.910	192607		21,972	21,972
ITT Industries	12.910	Subcontract 191316		631,780	631,780
Princeton University	12.910	00001108		7,618	7,618
University of California at Los Angeles	12.910	1000GCC008		6,562	6,562
University of California at Los Angeles	12.910	01600EE764		152,365	152,365
Sekos Incorporated	12.910	Protocol No 0402205		28,700	28,700
Total Department of Defense			15,892,359	4,780,964	20,673,323
Central Intelligence Agency	13.				
Central Intelligence Agency	13		2,948		2,948
Science Applications International Corp	13	4400122120		83,005	83,005
In Q Tel Inc	13	N/A		32,088	32,088
Total Central Intelligence Agency			2,948	115,093	118,041
Department of Housing and Urban Development	14.				
Department of Housing and Urban Development	14		176,352		176,352
New York Indoor Environmental Quality Center Inc	14	N/A		(6,500)	(6,500)
Home Headquarters Incorporated	14.244	N/A		35,238	35,238
New York Indoor Environmental Quality Center Inc	14.901	N/A		223,157	223,157
Total Department of Housing and Urban Development			176,352	251,895	428,247
Department of the Interior	15				
National Park Service	15		601,802		601,802
Department of Interior National Business Center	15		609,418		609,418
Department of the Interior	15		29,687		29,687
Dept of the Interior Bureau of Land Management	15		1,829		1,829
Fish and Wildlife Service	15		85,599		85,599
Geological Survey	15		238,493		238,493
NYS Department of Environmental Conservation	15	AM05841		30,828	30,828
NYS Department of Environmental Conservation	15	N/A		32,664	32,664
National Fish and Wildlife Foundation	15.	20030029010		17,674	17,674
NYS Department of Environmental Conservation	15.611	AM0005196		32,063	32,063
NYS Department of Environmental Conservation	15.611	AM05643		186,574	186,574
University of Arizona	15.615	PO# Y432673		9,925	9,925
University of California at San Diego	15.630	14350198CA30927		28,855	28,855
NYS Department of Environmental Conservation	15.634	C003894		(18,103)	(18,103)
SUNY College at Cortland	15.634	MOUAM05080		6,764	6,764
NYS Department of Environmental Conservation	15.634	AM05770		435,649	435,649
Cornell University	15.805	01HQGR0095		14,627	14,627
Cornell University	15.805	398287814		5,323	5,323
Cornell University	15.805	467107486		57,896	57,896
Cornell University	15.805	511428121		5,630	5,630
SRI International	15.808	03000218TASX2		38,208	38,208
SRI International	15.808	03000218		23,791	23,791
SRI International	15.808	03000218TASX4		35,182	35,182
NYS Department of Environmental Conservation	15.808	AM05176		193,960	193,960
SUNY College of Env Sci & Forestry	15.808	N/A		27,872	27,872
Total Department of the Interior			1,566,628	1,166,382	2,733,210
Department of Justice	16.				
Department of Justice	16.		1,107,263		1,107,263
Schenectady Municipal Housing Authority	16.540	n/a		766	766
University of Colorado	16.540	0000049269		315,435	315,435
University of Notre Dame	16.580	200942		16,015	16,015
University of Notre Dame	16.580	UND200769		29,168	29,168
City of Buffalo	16.595	N/A		1,537	1,537
Total Department of Justice			1,107,263	362,921	1,470,184
Department of Labor	17.				
Manufacturer's Association of Central NY Inc	17.261	AH136840460		241,377	241,377
Total Department of Labor				241,377	241,377
Federal Reserve System	18				
Federal Reserve Bank of New York Buffalo Branch	18	N/A		22,981	22,981
Total Federal Reserve System				22,981	22,981

The accompanying notes are an integral part of this schedule

The Research Foundation of State University of New York

Schedule of Expenditures of Federal Awards

Year Ended June 30, 2006

Research and Development	CFDA Number	Pass-Through Number	Direct Expenditures	Pass- Through Expenditures	Total Expenditures
Department of State	19				
Civil Engineering Research Foundation	19	N/A	51,542	2,108	
Total Department of State			<u>51,542</u>	<u>2,108</u>	<u>53,650</u>
Department of Transportation	20				
Federal Highway Administration	20		2,126,452		
Federal Aviation Administration	20		235,772		
Transportation Security Administration	20		19,778		
Calspan UB Research Center Incorporated	20	37007		220,722	
NYS Education Department	20.205	C006556 05/06		1,375,141	
NYS Education Department	20.205	C006556 06/07		352,384	
National Academy of Sciences	20.205	HQ4RP-108		27,228	
Calspan UB Research Center Incorporated	20.218	3700-12		44,696	
Research Foundation of City University of New York	20.502	497771517		1,950	
Research Foundation of City University of New York	20.502	556570616		134,240	
City University of New York	20.502	556570515		694	
Total Department of Transportation			<u>2,382,002</u>	<u>2,157,063</u>	<u>4,539,065</u>
Department of Transportation	21				
Department of the Treasury	21		80,214		
Total Department of Transportation			<u>80,214</u>	<u>-</u>	<u>80,214</u>
US Postal Service	22				
US Postal Service	22		1,800,835		
Total US Postal Service			<u>1,800,835</u>	<u>-</u>	<u>1,800,835</u>
Office Of Personnel Management	27				
Office Of Personnel Management	27		380,025		
Total Office Of Personnel Management			<u>380,025</u>	<u>-</u>	<u>380,025</u>
National Aeronautics and Space Administration	43				
Ames Research Center	43		2,419,098		
Goddard Space Flight Center	43		2,540,217		
John C Stennis Space Center	43		425,192		
John H Glenn Research Center at Lewis Field	43		1,371,619		
Langley Research Center	43		132,502		
Lyndon B Johnson Space Center	43		1,083,849		
NASA Washington	43		30,660		
Space Telescope Science Institute	43		2,967		
Jet Propulsion Laboratory	43	1269622		6,903	
Jet Propulsion Laboratory	43	1281746		40,548	
Research Foundation of City University of New York	43	75805001K		71,628	
Science Applications International Corp	43	066691381270000		52,001	
AMBP Tech Corporation	43	AT41010-020306-01		6,597	
Colorado School of Mines	43	N/A		58,551	
Cornell University	43	482407891		13,999	
Jet Propulsion Laboratory	43	1254074		7,107	
Rochester Institute of Technology	43	30405-02		13,142	
Rutgers University	43	5547160		32,009	
Space Telescope Science Institute	43	HSTAR1050701A		597	
Space Telescope Science Institute	43	HSTG01055603A		12,942	
National Space Biomedical Research Institute	43.001	4600625906- Project IIIH00406		23,607	
National Space Biomedical Research Institute	43.001	4600625906- Project IIIH00406		130,225	
Tulane University	43.001	NND04HF75F1		3,559	
Harvard University	43.001	12320801		218	
Jet Propulsion Laboratory	43.001	1250924		80,093	
Jet Propulsion Laboratory	43.001	1264915		17,540	
Jet Propulsion Laboratory	43.001	1202221		1,183	
Jpl Caltech	43.001	1242685		98,199	
Luna Innovations Incorporated	43.001	994H4A515002		9,746	
Metron Inc	43.001	SUNY0001020756008		67,568	
National Space Biomedical Research Institute	43.001	TD00405		153,420	
National Space Biomedical Research Institute	43.001	TD00401		20,619	
National Space Biomedical Research Institute	43.001	TD00405		87,614	
National Space Biomedical Research Institute	43.001	BL00802		5,961	
Pennsylvania State University	43.001	2718SUNYHNASAC06A		71,216	
Smithsonian Astrophysical Observatory	43.001	ARS0002B		6,609	
Smithsonian Astrophysical Observatory	43.001	G0670050		2,935	
Smithsonian Astrophysical Observatory	43.001	G0560158		2,838	
Space Telescope Science Institute	43.001	HSTG01059201A		55,752	
Space Telescope Science Institute	43.001	HSTG01062301A		15,265	
Space Telescope Science Institute	43.001	HSTG00975601A		9,365	
Space Telescope Science Institute	43.001	HSTG00861601A		19,966	
University of California at Los Angeles	43.001	2155GFB115		6,931	
University of Illinois Urbana Champaign	43.001	02303		131,742	
Cornell University	43.001	482407892		5,000	
California Institute of Technology	43.001	1267224		23,290	
California Institute of Technology	43.001	1280284		25,000	
Infotonics Technology Center Incorporated	43.002	U-04-0009		115,774	
Unisys Corporation	43.002	229983 (322813A)		44,910	
Total National Aeronautics and Space Administration			<u>8,006,104</u>	<u>1,553,172</u>	<u>9,559,276</u>
National Foundation on the Arts and Humanities	45				
Institute of Museum and Library Services	45		73,481		
National Endowment for the Arts	45		91,474		
National Endowment for the Humanities	45		238,910		
National Trust for Historic Preservation	45.026	FY0518135		856	
University of Vermont	45.163	EED417279		20,730	
Total National Foundation on the Arts and Humanities			<u>403,865</u>	<u>21,586</u>	<u>425,451</u>
National Science Foundation	47				
National Science Foundation	47		43,409,139		
Brown University	47	1415-26217 / PO P975959		23,974	
Northwestern University	47	0830 350 W833 416		1,800	
University of Alabama at Huntsville	47	SUB206081		849	
Soft Sight Incorporated	47.041	NSF DM1-0239356		25,976	
Yale University	47.041	Y-02-0024		20,540	
Arizona State University	47.041	05-595		51,281	
Colorado State University	47.041	G-3373-1		100,517	
Cornell University	47.041	41994-7049		-	
Global Contour Ltd	47.041	GCSB 04-DM11-0200		27,796	
Keck Graduate Institute of Applied Sciences	47.041	Grant Award CCF-0524331		56,338	
Multiple Sponsors	47.041	N/A		18,460	
NEES Consortium Inc	47.041	OMSA-2004-SSL-SUNYAB		1,273,515	
Pennsylvania State University	47.041	28915UNYNSF4173		7,427	

The accompanying notes are an integral part of this schedule

The Research Foundation of State University of New York Schedule of Expenditures of Federal Awards Year Ended June 30, 2006

Research and Development	CFDA Number	Pass-Through Number	Direct Expenditures	Pass- Through Expenditures	Total Expenditures
Rensselaer Polytechnic Institute	47.041	A11647		50,605	
US Civilian Research and Development Foundation	47.041	ZC1-2519-TA-03		3,033	
ASB Industries Incorporated	47.041	N/A		(49)	
Amsela Corporation	47.041	NHM05AA66C		24,364	
SoniSys	47.041	2828		73,340	
Cornell University	47.049	454997620		245	
Washington University St Louis	47.049	n/a		42,041	
University of Wisconsin at Madison	47.049	F217416		5,529	
Columbia University	47.049	PIY0301292		37,045	
Cornell University	47.049	467157675		29,456	
Education Development Center	47.049	DUE2311342		7,017	
New York University	47.049	F584801		947,877	
University of Kansas	47.049	FY200204		16,004	
University of Kansas	47.049	FY2004005		312,796	
Duquesne University	47.049	N/A		14,702	
Columbia University	47.050	1		78,194	
Syracuse University	47.050	3535930501		25,716	
Joint Oceanographic Institutions Incorporated	47.050	Cooperative Agreement JSA-46		17,719	
California Academy of Sciences	47.050	SUNY-3708		(3,987)	
University of California	47.050	DCE-0603790UD/Fund 21131		60,363	
Purdue University	47.050	501133001		176,884	
University of Rhode Island	47.050	050404532943		26,956	
Woods Hole Oceanographic Inst	47.050	A100376		74,082	
Cornell University	47.050	382626402		4,953	
Syracuse University	47.050	167795374101053		52,486	
Woods Hole Oceanographic Inst	47.050	A100335		15,365	
Regents of the University of California	47.070	0285GD0276		59,774	
Indiana University	47.070	11202		6,735	
Ohio State University Research Foundation	47.070	741135 - PC RF00918312		2,324	
Duke University	47.070	025CNSF1015		267	
New York University	47.070	F555202		27,736	
Rutgers University	47.070	RU42804110324		51,517	
University of Wisconsin at Madison	47.070	A540980		65,043	
Marist College	47.070	N/A		6,276	
University of Massachusetts	47.070	01522556C00		15,110	
Georgia Institute of Technology	47.074	G-32-GEN-G2		45,165	
University of Missouri Columbia	47.074	CG004115-2		3,072	
University of Pennsylvania	47.074	1453768		13,417	
University of Texas	47.074	IBN 0220458 03 /Dr. Behringer		15,444	
University of Rochester	47.074	413401G 528296		10,483	
Washington State University	47.074	G001761		6,223	
Cornell University	47.074	343566005		13,598	
Cornell University	47.074	462228052		6,102	
Institute for Ecosystem Studies	47.074	2499200200203		2,806	
Johns Hopkins University	47.074	830956837		27,831	
University of Puerto Rico	47.074	55660433760		12,242	
University of Puerto Rico	47.074	55660433760		13,425	
American Educational Research Association	47.075	N/A		120	
University of Pittsburgh	47.075	010070		(593)	
US Civilian Research and Development Foundation	47.075	GEM1-3330-TB-03		2,400	
University of North Texas	47.075	72433-04-1		2,188	
Research Foundation of City University of New York	47.075	404170001		14,590	
University of Nevada Reno	47.075	UNR0608 PO# 1680150455A		1,216	
University of Miami	47.075	66011T PO# P771415		2,764	
University of Texas at Dallas	47.075	SC0510		20,281	
American Educational Research Association	47.076	n/a		13,870	
Schenectady City School District	47.076	N/A		173,124	
Schenectady City School District	47.076	n/a		46,043	
University of New Mexico	47.076	65D061-8733 PO: P749484		57,249	
University of Puerto Rico	47.076	0442365		15,163	
Franklin and Marshall College	47.076	Stony Brook 20031		108,006	
National Academy of Engineering	47.076	N/A		10,948	
Mathematical Association	47.076	215		1,733	
Pennsylvania State University	47.076	31145UNYH5F8240		5,421	
University of California at San Diego	47.078	10234982		13,412	
Bigelow Laboratory for Ocean Sciences	47.078	20034		16,955	
Total National Science Foundation			43,409,139	4,562,309	47,971,448
Department of Veteran Affairs	64.				
Department of Veteran Affairs	64.		353,943		
Total Department of Veteran Affairs			353,943	-	353,943
Environmental Protection Agency	66.				
Environmental Protection Agency	66.		1,761,332		
New York Rivers United	66.	2004-0005-219		3,307	
Wisconsin Department of Natural Resources	66.	NME00000301		15,362	
Rensselaer Polytechnic Institute	66.	A10931		14,796	
Catskill Watershed Corporation	66.	N/A		41,443	
Onondaga Environmental Institute	66.	N/A		15,397	
Rensselaer Polytechnic Institute	66.	A10393E		24,989	
West Virginia University	66.001	060985BU		1,728	
Clarkson University	66.034	CLKSN56541		4,190	
Clarkson University	66.034	375328842 PO# CLKSN56559		7,081	
Tioga County Soil and Water Conservation District	66.439	WS-98292700-0		10,449	
Onondaga Environmental Institute	66.461	N/A		8,826	
Adirondack Park Agency	66.461	C200404		9,407	
Tioga County Soil and Water Conservation District	66.466	N/A		11,438	
Center for Environmental Information	66.469	X972952000		3,482	
NYS Department of Environmental Conservation	66.469	C302396		20,781	
NYS Department of Environmental Conservation	66.469	C302399		62,938	
Indiana University	66.469	N/A		5,135	
Clarkson University	66.469	375327912 CLKSN61293		3,163	
Great Lakes Commission	66.469	N/A		9,335	
Clarkson University	66.469	375327911		25,262	
Great Lakes Commission	66.469	N/A		28,289	
Systems Research and Application Corporation	66.500	2643034001000		8,611	
Niagara Mohawk Power Corporation	66.500	CC94999AWD		(3,355)	
Alaska Community Action on Toxics	66.509	R831043		117,041	
Temple University	66.509	311313171		27,130	
New York Indoor Environmental Quality Center Inc	66.511	05002		209,357	
New York Indoor Environmental Quality Center Inc	66.511	05001		97,158	
New York Indoor Environmental Quality Center Inc	66.511	04003		24,843	
Nature Conservancy Long Island Chapter	66.600	LIC2005080105B		1,068	
Center for Environmental Information	66.605	X972814000		1,624	
NYS Department of Environmental Conservation	66.606	AMD4880		11,456	
New England Interstate Water Pollution Cntrl Comm	66.606	0295023 2004034		6,391	

The accompanying notes are an integral part of this schedule

The Research Foundation of State University of New York

Schedule of Expenditures of Federal Awards

Year Ended June 30, 2006

Research and Development	CFDA Number	Pass-Through Number	Direct Expenditures	Pass- Through Expenditures	Total Expenditures
New York City Dept of Environmental Protection	66.606	CTB2G20640005237		121,785	
Onondaga Environmental Institute	66.606	N/A		10,664	
Onondaga Environmental Institute	66.606	N/A		4,821	
Onondaga Environmental Institute	66.606	N/A		8,295	
Total Environmental Protection Agency			1,761,332	973,549	2,734,881
Department of Energy	81.				
Department of Energy	81		9,817,670		
Illinois Institute of Technology	81.	SA306-1105-4339		12,767	
Sandia National Laboratories	81.	64782		44,904	
Harvard University	01.049	123246		25,028	
Harvard University	01.049	123246		62,012	
Harvard University	81.049	12324602		25,956	
Harvard University	81.049	12324603		10,127	
Pacific Northwest National Laboratory	81.049	16402		143,958	
Wright State University	81.049	BL6206		208,432	
Brookhaven National Laboratory	81.049	76480		1,085	
Brookhaven National Laboratory	81.049	0000076083		139,303	
Brookhaven National Laboratory	81.049	75953		31,374	
Brookhaven National Laboratory	81.049	106002		51,115	
Brookhaven National Laboratory	81.049	81265		3	
Brookhaven Science Associates LLC	81.049	106141		13,822	
Brookhaven Science Associates LLC	81.049	100875		41,365	
Brookhaven Science Associates LLC	81.049	99222		30,356	
Brookhaven Science Associates LLC	81.049	94848		75,058	
Brookhaven Science Associates LLC	81.049	97105		3,518	
Brookhaven Science Associates LLC	81.049	80983		5,818	
Columbia University	81.049	PHY9722537		11,085	
Fairfield Crystal Technology LLC	81.049	DEFG0205ER84232		11,997	
Kapl Incorporated	81.049	PL00105566		125,526	
Lawrence Berkeley National Laboratory	81.049	6517749		138,194	
Lawrence Berkeley National Laboratory	81.049	6716326		23,335	
Lawrence Berkeley National Laboratory	81.049	6803393		30,204	
Lawrence Livermore National Laboratory	81.049	B560648		5,681	
Pacific Northwest National Laboratory	81.049	10894		32,636	
Regents of the University of California	81.049	1481600105		30,021	
Sandia National Laboratories	81.049	373295		36,002	
Sandia National Laboratories	81.049	583166		6,067	
UT Battelle LLC	81.049	4000038805		13,235	
University of California	81.049	D9391ER406795U		57,549	
Pacific Northwest National Laboratory	81.049	22768		20,683	
University of Rochester	81.049	412161G		291,399	
General Electric Company	01.087	700105837		95,602	
National Renewable Energy Laboratory	01.087	AEV66639201		7,564	
National Renewable Energy Laboratory	01.087	AEJ65517201		55,442	
National Renewable Energy Laboratory	01.087	AEK55505701		24,370	
National Renewable Energy Laboratory	01.087	AEI44444101		12,481	
Plug Power LLC	01.087	N/A		37,597	
Regents of the University of California	01.087	B525323		28,110	
Regents of the University of California	01.087	2349700105		87,000	
Battelle Memorial Institute	81.104	19357		12,620	
Lawrence Berkeley National Laboratory	81.117	6722076 (former 6490585)		259,363	
University of California	81.121	B514516		15,036	
Total Department of Energy			9,817,670	2,411,600	12,229,270
Department of Education	84				
National Institute of Dis Res and Rehabilitation	84		215,387		
Department of Education	84.		3,413,308		
Syracuse University	84.027	3538204505		224	
Syracuse University	84.027	3538204513		5,550	
Duke University	84.133	OEG-H133E030010		73,381	
Duke University	84.133	DS481/110911		(341)	
University of Florida	84.133	UFG1090		135,810	
Syracuse City School District	84.184	015036		16,434	
Regents of the University of California	84.305	SA3674 - PO 640671		165,355	
National Writing Project Corporation	84.928	N/A		23,826	
National Writing Project Corporation	84.928	N/A		7,713	
Total Department of Education			3,628,695	427,954	4,056,649
National Archives and Records Administration	89				
Natl Historical Publications & Records Commission	89		298,609		
Total National Archives and Records Administration			298,609	-	298,609
Department of Health and Human Services	93.				
Administration for Children and Families	93		445,756		
Agency for Healthcare Research and Quality	93		76,248		
Agency for Toxic Substances and Disease Registry	93		431,769		
Centers for Disease Control and Prevention	93		1,281,315		
Department of Health and Human Services	93		355,386		
Fogarty International Center	93		148,614		
Health Resources and Services Admin	93		3,595,160		
National Cancer Institute	93		13,012,429		
National Center for Research Resources	93		3,298,173		
National Ctr on Minority Health&Health Disparities	93		915,490		
National Eye Institute	93		7,790,515		
National Heart Lung and Blood Institute	93		13,251,743		
National Human Genome Research Institute	93		1,301,503		
National Inst of Arthritis Musculoskeletal & Skin	93		2,886,133		
National Inst of Biomedical Imaging and Bioengineering	93		3,325,714		
National Inst of Diabetes Digestive Kidney Disease	93		9,993,130		
National Inst of Environmental Health Sciences	93		2,665,381		
National Inst of Neurological Disorders & Stroke	93		10,564,782		
National Inst on Deafness & Other Comm Disorders	93		3,940,226		
National Institute for Alcohol Abuse & Alcoholism	93		15,998,831		
National Institute for Nursing Research	93		402,924		
National Institute Occupational Safety & Health	93		967,165		
National Institute of Allergy & Infectious Disease	93		15,231,897		
National Institute of Child Health & Human Dev	93		10,046,170		
National Institute of Dental & Craniofacial Res	93		5,438,772		
National Institute of General Medical Sciences	93		20,274,291		
National Institute of Health	93		2,495,481		
National Institute of Mental Health	93		13,445,946		
National Institute on Aging	93		2,171,304		
National Institute on Drug Abuse	93		8,129,086		
Natl Center for Complementary & Alternative Medic	93		523,909		

The accompanying notes are an integral part of this schedule

The Research Foundation of State University of New York Schedule of Expenditures of Federal Awards Year Ended June 30, 2006

Research and Development	CFDA Number	Pass-Through Number	Direct Expenditures	Pass-Through Expenditures	Total Expenditures
Calspan UB Research Center Incorporated	93	0678802		21,554	
Cepton Corporation	93	426989-65		30,115	
Children's National Medical Center	93	79280408		102,174	
Colorado State University	93	G-7843-1		5,133	
Cornell University	93	N/A		414	
Hauptman Woodward Medical Research Institute Inc	93	N/A		74,001	
Health Research Inc	93	N/A		12,349	
Health Research Inc	93	2R01CA0851426A2		9,445	
Health Research Inc	93	5R01CA067267-13		9,445	
Jacksonville State University	93	USD/ATU473215		94,345	
Koester Performance Research	93	N/A		21,316	
Lawrence Livermore National Laboratory	93	B529379		25,125	
Lawrence Livermore National Laboratory	93	B539652		31,279	
Mayo Clinic, Rochester Minnesota	93	N/A		2,722	
Mount Sinai Medical Center	93	N/A		3,300	
Multiple Sponsors	93	N/A		(75)	
NY Alliance for Donation	93	N/A		94,547	
Q Chem, Inc	93	2R44GM065617-02		136,328	
Scripps Research Institute	93	PO 5-74066		63,227	
Social and Scientific Systems Incorporated	93	204PC006		89,982	
Social and Scientific Systems Incorporated	93	204PC006		163,802	
Spectra Olympics Incorporated	93	N/A		687	
University of Pittsburgh	93	108104-2		412,119	
University of Pittsburgh	93	101535-1		-	
University of Rochester	93	P.O.412473-006-G		212,135	
Wake Forest University School of Medicine	93	H01-WH-4-4221		24,767	
Aaron Diamond Aids Research Center	93	ADARC353400		137,733	
Aaron Diamond Aids Research Center	93	ADARC353300		9,315	
University of California at San Diego	93.041	7PA44LL		17,310	
Senior Services of Albany	93.048	90AM2781		2,238	
Senior Services of Albany	93.048	90AM2781		11,517	
Essons Incorporated	93.103	N/A		19,037	
University of Texas Health Science Center	93.110	120807/120805		58,548	
University of Utah	93.110	2408082-05/PO 0000126609		11,663	
University of Rochester	93.113	PO412336G		49,374	
University of Alabama Birmingham	93.114	1R01ES01293302		124,656	
University of Minnesota	93.114	56526115102		38,010	
University of Illinois Urbana Champaign	93.115	A7395 / 02-202		257,177	
Therex LLC	93.121	50IR 1-RAAD015494-01A1		65,800	
University of Louisville	93.121	OCH4860504		29,572	
University of Minnesota	93.121	B6146038104		(3,994)	
University of Minnesota	93.121	B6146038105		355,001	
University of Minnesota	93.121	TDD		9,259	
University of Nebraska	93.121	34-0920-2002001		31,191	
University of North Carolina at Chapel Hill	93.121	Subaward 5-33844		98,162	
University of Nebraska	93.121	5R01DE1287202		(2,175)	
University of Nebraska	93.121	PO3409252001004		1,648	
University of Nebraska	93.121	3409252001005		177,787	
Johns Hopkins University	93.121	840536984		20,671	
Columbia University	93.127	Subaward No. 5		34,025	
Columbia University	93.127	5U03MC000070400		29,611	
Wake Forest University	93.130	N01AG92115		13,417	
NY Alliance for Donation	93.134	N/A		9,589	
NY Alliance for Donation	93.134	N/A		58,050	
NY Alliance for Donation	93.134	1R290T054040100		95,588	
Upstate New York Transplant Services Inc	93.134	N/A		113,073	
Upstate New York Transplant Services Inc	93.134	N/A		45,356	
Upstate New York Transplant Services Inc	93.134	N/A		129,444	
Upstate New York Transplant Services Inc	93.134	N/A		31,994	
Mount Sinai Medical Center	93.135	5H30MC0001915		26,882	
Mount Sinai Medical Center	93.135	U27CCU21307509		16,952	
Mount Sinai School of Medicine	93.135	U27CCU21307510		22,760	
Association of Schools of Public Health	93.136	024		64,807	
University of Medicine & Dentistry of New Jersey	93.142	5U45E56179-13		84,522	
Columbia University	93.145	10		21,202	
Columbia University	93.145	10		82,549	
Westat Corporation	93.153	N01HD333162		34,098	
Westat Corporation	93.153	N01HD333345		13,964	
Westat Corporation	93.153	N01HD333345		1,206,876	
Westat Corporation	93.153	N01HD333345		301,658	
Westat Corporation	93.153	B0625916		48,328	
Westat Corporation	93.153	77355028		457,141	
Westat Corporation	93.153	N01HD333345		540,071	
Stanford University	93.172	15889690-33465-D		111,345	
Allegheny Singer Research Institute	93.173	41096109		36,006	
Jacksonville State University	93.206	N/A		17,268	
Jacksonville State University	93.206	N/A		5,415	
Jacksonville State University	93.206	US0ATU473215		89,632	
NYS Office of Children and Family Services	93.217	C000603		41,715	
NYS Office of Children and Family Services	93.217	C000706		124,495	
Health Research Inc	93.226	15005503		79,796	
University of Illinois at Chicago	93.226	E78611		32,222	
University of South Florida	93.226	5860-1005-00-A		47,302	
University of Colorado	93.242	n/a		286,284	
Florida State University	93.242	R00430		2,370	
Purdue University	93.242	511-1495-02		44,086	
University of Chicago	93.242	26556		77,159	
University of Rochester	93.242	411893-004G		11,465	
University of Vermont	93.242	193510uffalo		119,288	
Columbia University	93.242	5R01HL6710105		105,393	
Judge Baker Childrens Center	93.242	2R01HH44934112		39,499	
McLean Hospital Corporation	93.242	5R01MH07153201A2		18,530	
Mount Sinai Medical Center	93.242	Q25586814609		8,793	
University of California at San Diego	93.242	10252906		75,183	
University of Rochester	93.242	na		12,246	
Research Foundation for Mental Hygiene	93.243	N/A		19,621	
Regents of the University of California	93.243	10231384		5,464	
Phoenix Programs of New York	93.243	NA		26,575	
University of Cincinnati	93.262	PO21-040-H807-1119		30,534	
University of Cincinnati	93.262	PO21-040-H807-1119		69,729	
San Diego State University	93.273	53257B P1660 7806 211 CLH		9,881	
University of Alabama Birmingham	93.273	5-R01-AA007861-10		317,307	
New York University School of Medicine	93.279	7R01-DA005702-15		17,198	
Virginia Commonwealth University	93.279	521081/PO121450		91,358	
Virginia Commonwealth University	93.279	S20634/PO# P634689		8,038	
Wake Forest University School of Medicine	93.279	WUHS 49826		127,273	

The accompanying notes are an integral part of this schedule

The Research Foundation of State University of New York

Schedule of Expenditures of Federal Awards

Year Ended June 30, 2006

Research and Development	CFDA Number	Pass-Through Number	Direct Expenditures	Pass-Through Expenditures	Total Expenditures
Wake Forest University School of Medicine	93.279	WFUHS 49827		13,744	
Pacific Institute for Research and Evaluation	93.279	303010		1,489	
University of California at San Diego	93.279	10252954		18,497	
Health Research Inc	93.283	15011302-03		1	
Health Research Inc	93.283	206703		19,998	
Health Research Inc	93.283	15019203		30,864	
University of Medicine & Dentistry of New Jersey	93.283	n/a		18,102	
University of Oklahoma	93.283	N/A		(6,606)	
Saint Louis University	93.283	N/A		628	
Bio-Signal Group Corporation	93.361	N/A		28,873	
Nanogenesys Incorporated	93.371	SDIR Phase 2		2,682	
Tacomic Farms	93.389	N/A		88,270	
Nanopores Incorporated	93.389	1R43R022028D1		6,003	
Albert Einstein College of Medicine	93.393	9526-3878		48,350	
Health Research Inc	93.393	RO1CA118358-01		18,818	
University of Medicine & Dentistry of New York	93.393	PO 131218		954	
University of North Carolina	93.393	W603884		2,305	
University of Pennsylvania Cancer Center	93.393	541038 / PO 1587558		18,255	
American College of Surgeons Oncology Group	93.393	094		316	
University of California at San Francisco	93.393	26195C		101,172	
Duke University	93.394	135389		3,130	
Biophotonics Corporation	93.394	NA		28,657	
Vitax Inc	93.394	N/A		14,432	
Vitax Inc	93.394	N/A		236,038	
NIHX Medical Technologies Corporation	93.394	1R41CA09610201A1		37,835	
Virginia Polytechnic Institute and State Univ	93.395	19191-431438		130,093	
Health Research Inc	93.395	PO1 CA085791-13		18,023	
Health Research Inc	93.395	N/A		9,825	
Gynecologic Oncology Group	93.395	2746970		203,306	
NSABP Foundation Incorporated	93.395	PFED215T001		46,320	
National Childhood Cancer Foundation	93.395	14052/985431158		12,947	
National Childhood Cancer Foundation	93.395	12829		26,605	
Strang Cancer Prevention Center	93.395	SCPCPreclinicalVA7RE15465		62,486	
University of Michigan	93.395	M000284		218,376	
Gynecologic Oncology Group	93.395	2746956		51,810	
National Childhood Cancer Foundation	93.395	985431168		67	
Radiation Therapy Oncology Group	93.395	1501		84,776	
American College of Surgeons Oncology Group	93.395	309		26,212	
National Childhood Cancer Foundation	93.395	974521011		25,688	
National Childhood Cancer Foundation	93.395	14180		30,831	
National Childhood Cancer Foundation	93.395	13992		40,593	
National Childhood Cancer Foundation	93.395	14386		14,479	
Thomas Jefferson University	93.395	2746902		2,750	
University of Chicago	93.395	N/A		8,187	
University of Chicago	93.395	CA31946		4,586	
University of Chicago	93.395	5304928610		52,743	
University of Chicago	93.395	N/A		105,251	
University of Miami	93.395	661537		43,680	
Baylor College of Medicine	93.396	1R01CA10718701A1		1,736	
Cold Spring Harbor Laboratory	93.396	NA		66,438	
Cold Spring Harbor Laboratory	93.396	25480314		18,958	
National Childhood Cancer Foundation	93.396	985431158		3,899	
Health Research Inc	93.397	CA096256-02		12,452	
Health Research Inc	93.397	N/A		229,686	
Case Western Reserve University	93.399	1R03 CA-103488-01		4,920	
University of Nebraska Medical Center	93.399	34-1809-2005-003		7,541	
Albert Einstein College of Medicine	93.399	95263878		33,647	
Southwest Oncology Group	93.399	CA37429		125,642	
Southwest Oncology Group	93.399	CA37429		76,047	
American College of Radiology	93.399	RTOGU10CA21661		19	
Natl Surgical Adj for Breast Bowel Cancer	93.399	PFED20USY01		15,327	
NYS Office of Children and Family Services	93.558	CD06631		181,999	
NYS Office of Children and Family Services	93.558	CD06727		479,326	
NYS Office of Children and Family Services	93.575	CD24081		74,413	
NYS Office of Children and Family Services	93.667	CD00735		22,255	
NYS Office of Children and Family Services	93.667	CD00745		77,878	
NYS Office of Children and Family Services	93.667	CD00650		93,038	
NYS Department of Health	93.779	CD21141		1,317	
Columbia University	93.779	546621		4,427	
Columbia University	93.779	HCF495C90998		1,781,103	
University of Illinois at Chicago	93.837	E7212 - 495159		10,465	
University of Oklahoma	93.837	N/A		44,306	
Columbia University	93.837	556021		106,123	
Columbia University	93.837	556022		130,910	
Columbia University	93.837	556025		4,535	
Columbia University	93.837	5P01HL02895823 2		253,259	
Columbia University	93.837	5P01HL02895823 1		317,181	
Columbia University	93.837	546620		9,210	
Columbia University	93.837	546632		9,814	
Columbia University	93.837	546638		110,473	
Columbia University	93.837	2 5P01HL02895822		25,144	
Columbia University	93.837	1 2P01HL02895822		13,326	
Mount Sinai Medical Center	93.837	H01HC25197		39,678	
Statistics and Epidemiology Research Corporation	93.837	S0016		2,999	
University of Chicago	93.837	28016 R01HL59199 520944		103,841	
Wake Forest University	93.837	H01WH44221		42,824	
Albert Einstein College of Medicine	93.837	95265836		5,100	
Chylos Incorporated	93.837	NA		21,656	
Seattle Institute for Cardiac Research	93.837	1U10HL0797201A1		5,029	
University of Miami	93.837	PM78992CC01/66066R3712		1,000	
Johns Hopkins University	93.837	1R01HL6832701		769	
Northwestern University	93.838	0600370Q313 SUHVU0		103,886	
University of Rochester	93.838	PO 412468-092-G		4,133	
CollaGenex Pharmaceuticals Incorporated	93.838	2R42HL06503002		18,727	
Columbia Presbyterian Medical Center	93.838	ACCORD		(16,978)	
CollaGenex Pharmaceuticals Incorporated	93.838	2R42HL06503002A1		22,181	
American Red Cross	93.839	ARC/JHHL-03-01		12,777	
Palmer Chiropractic University Foundation	93.846	1U19AT00200601		87,987	
Palmer Chiropractic University Foundation	93.846	1U19AT00200601		9,326	
University of Wisconsin at Madison	93.846	B377204052365		11,392	
Transonic System Incorporated	93.847	N/A		10,449	
Washington University St Louis	93.847	29150Q WUD4222		3,406	
George Washington University	93.847	OSD10		426,188	
George Washington University	93.847	N/A		59,854	
Transonic System Incorporated	93.847	N/A		(26,066)	
Transonic System Incorporated	93.847	1R43HL08202201		7,703	

The accompanying notes are an integral part of this schedule

The Research Foundation of State University of New York

Schedule of Expenditures of Federal Awards

Year Ended June 30, 2006

Research and Development	CFDA Number	Pass-Through Number	Direct Expenditures	Pass-Through Expenditures	Total Expenditures
MediaBalance Inc	93.848	N/A		38,854	
Massachusetts General Hospital	93.848	N/A		344,868	
Children's Hospital of Philadelphia	93.849	20059-15-01		21,183	
Albert Einstein College of Medicine	93.849	95265101		35,590	
Albert Einstein College of Medicine	93.849	95265101		90,938	
Albert Einstein College of Medicine	93.849	95264510		5,003	
ALA Scientific Instruments Inc	93.853	Subcontract #061620052		63,696	
Oregon Health & Science University	93.853	GPED10208A		68,023	
University of Cincinnati	93.853	P021-040-11384-1109		16,717	
University of California at Los Angeles	93.853	1925GG8094		34,856	
University of South Florida	93.853	6112016200A		67,454	
University of Utah	93.853	230501401		117,355	
Washington University St Louis	93.853	WU04187		2,709	
Boston University	93.853	GC177721HGC		103,161	
Photon Migration Technologies Corporation	93.853	N/A		20,149	
Washington University St Louis	93.853	WU0586		150	
Columbia University	93.853	RD11NS04612503		5,453	
Johns Hopkins University	93.853	840532800X		108,193	
Massachusetts General Hospital	93.853	1R01NS04964001		47,985	
Massachusetts General Hospital	93.853	5U01NS04964002		635	
University of California at San Francisco	93.853	33125c		1,949	
Brookhaven National Laboratory	93.855	78364		309,667	
Saint Louis University	93.855	N01A145250		48,712	
Social and Scientific Systems Incorporated	93.855	PACTG605UNY01		128,565	
University of California at San Francisco	93.855	32115c		(5,546)	
Case Western Reserve University	93.856	N/A		99,450	
Duke University	93.856	137882/131008		27,636	
Georgia State University	93.856	FLAF3-01		104,464	
Health Research Inc	93.856	2187-03		73,346	
Social and Scientific Systems Incorporated	93.856	AACTG.L7.202Qa.01		89,599	
Social and Scientific Systems Incorporated	93.856	202QAO1		42,084	
Stanford University	93.856	PY-25B1-25176-A		143,332	
University of Florida	93.856	UF05019/00050909		13,026	
University of Rochester	93.856	412473-004-G		(58,797)	
Health Research Inc	93.856	218904		30,412	
Health Research Inc	93.856	217804		40,331	
Health Research Inc	93.856	218903		184,880	
Health Research Inc	93.856	217803		229,676	
Myriad Genetics Incorporated	93.856	HHS1266200400057C		27,615	
Georgetown University	93.856	RX43350225UHY		10,450	
Health Research Inc	93.856	169301		8,503	
Saint Louis University	93.856	N/A		445,114	
Social and Scientific Systems Incorporated	93.856	CPCR22314		68,339	
Cornell University	93.856	455107639		65,950	
University of Medicine & Dentistry of New Jersey	93.856	1R01AI05536101A2		28,060	
Brigham and Womens Hospital	93.859	R01GM04809014		6,464	
Brigham and Womens Hospital	93.859	125153 (735093)		16,532	
Scripps Research Institute	93.859	574021		38,340	
Scripps Research Institute	93.859	PO574178		164,369	
New York Structural Biology Center	93.859	U54GM075026-01		81,766	
Rutgers University	93.859	Acct.No. 4-2B1D2		125,448	
Rutgers University	93.859	PO 5634870		444,814	
University of Texas Health Science Center	93.859	N/A		(28,589)	
University of Texas Health Science Center	93.859	121911/121047		26,959	
University of Texas Health Science Center	93.859	N/A		2,303	
Biosurface Engineering Technologies Inc	93.859	NA		1,029	
Duke University	93.859	NA		2,333	
Health Research Inc	93.859	5R01GM07056602		30,516	
Rockefeller University	93.859	5R01GM5584309		23,712	
University of Louisville	93.859	GM6073106		11,636	
University of Minnesota	93.859	Q4406117204		227	
Syracuse University	93.862	3533436		(2,803)	
Pennsylvania State University	93.865	27605UHY0HHS6567		79,248	
Western Washington University	93.865	53009A		64,825	
University of New Mexico	93.865	PO008263		275	
University of New Mexico	93.865	PO P0030518		18,205	
University of Alabama Birmingham	93.865	2U01HD040053306		1,438	
University of Iowa	93.865	4000075272		452	
Photon Migration Technologies Corporation	93.865	N/A		2,192	
University of Vermont	93.865	R01HD4022004		136,973	
University of Rochester	93.865	411684003G		17,906	
Rutgers University	93.866	427195		183	
University of South Florida	93.866	1255-1013-00-B		75,010	
Childrens Hospital of Boston	93.866	7236017		68,365	
Princeton University	93.866	00000973		38,959	
Rand Corporation	93.866	9920050004		298	
Rand Corporation	93.866	9920050004		29,025	
University of Rochester	93.866	412799G		77,608	
Wake Forest University	93.866	GTS6495		12,195	
University of Pittsburgh	93.866	4004011		(11,200)	
Northwestern University	93.867	06003705252204		57,330	
University of Texas Health Science Center	93.867	N/A		14,432	
University of Texas Health Science Center	93.867	4 U10 EY 012471-06		2,507	
University of Texas Health Science Center	93.867	000435914		7,408	
University of Chicago	93.867	30211		(2,053)	
University of Texas	93.867	0004359		7,453	
University of Texas	93.867	NA		16,522	
ADA Technologies Incorporated	93.867	0508845		19,959	
Brigham and Womens Hospital	93.879	155032		21,380	
Reid Consulting Incorporated	93.912	N/A		10,450	
Health Research Inc	93.917	6919		85,599	
Health Research Inc	93.917	N/A		12,316	
Health Research Inc	93.917	2241-01		(204)	
Health Research Inc	93.917	209802		(492)	
Health Research Inc	93.917	209803		105,870	
Health Research Inc	93.917	130306		140,867	
Health Research Inc	93.917	236302		52,971	
Health Research Inc	93.917	N/A		30,743	
Health Research Inc	93.917	130307		39,915	
Buf Req Task Force Comp Prenatal-Perinatal Ser Net	93.926	N/A		(2,112)	
Brookdale Hospital Medical Center	93.928	1H97HA012100100		23,901	
Brookdale Hospital Medical Center	93.928	1H97HA012100100		27,275	
Community Healthcare Network	93.928	1H97HA011240100		16,352	
Community Healthcare Network	93.928	1H97HA011240100		32,201	
Association of American Colleges and Universities	93.938	NA		2,500	
Association of American Colleges and Universities	93.938	NA		3,500	

The accompanying notes are an integral part of this schedule

**The Research Foundation of State University of New York
 Schedule of Expenditures of Federal Awards
 Year Ended June 30, 2006**

	CFDA Number	Pass-Through Number	Direct Expenditures	Pass- Through Expenditures	Total Expenditures
Research and Development					
Association of American Colleges and Universities	93.938	NA		1,499	
Health Research Inc	93.940	N/A		29,135	
Health Research Inc	93.940	117007		177,837	
Health Research Inc	93.940	128305		168,473	
Health Research Inc	93.940	128304		(2,449)	
Health Research Inc	93.940	117006		2,730	
University of North Carolina at Chapel Hill	93.943	U62CCU422422		20,509	
Health Research Inc	93.945	15009804		31,538	
NYS Department of Health	93.977	A061072		2,305	
NYS Department of Health	93.994	C-019810		186,122	
Total Department of Health and Human Services			174,395,243	22,279,298	196,674,541
Corporation for National and Community Service	94.				
Corporation for National and Community Service	94.		74,567		
Research Foundation of City University of New York	94.007	498530001A		103,166	
Total Corporation for National and Community Service			74,567	103,166	177,733
Social Security Administration	96.				
University of Michigan	96.007	3000541953		21,782	
Erie 1 BOCES	96.007	829308-06		28,631	
Erie 1 BOCES	96.007	83406606		30,949	
Total Social Security Administration			-	81,362	81,362
Department of Homeland Security	97.				
Federal Emergency Management Agency	97.		92,673		
Department of Homeland Security	97.		30,627		
General Electric Company	97.002	700122784		159,479	
Total Department of Homeland Security			123,300	159,479	282,779
US Agency for International Development	98				
Agency for International Development	98		631,599		
Total US Agency for International Development			631,599	-	631,599
Total Research and Development Cluster			\$ 274,435,152	\$ 43,614,880	\$ 318,050,032

The accompanying notes are an integral part of this schedule

The Research Foundation of State University of New York
 Schedule of Expenditures of Federal Awards
 Year Ended June 30, 2006

	CFDA Number	Pass-Through Number	Direct Expenditures	Pass Through Expenditures	Total Expenditures
Other Federal Assistance					
Peace Corps					
Peace Corps general number	08		\$ 15,760	\$ -	\$ 15,760
Total Peace Corps			15,760		15,760
Department of Agriculture					
Higher Education Multicultural Scholars Program	10 220		(284)		
Higher Education Multicultural Scholars Program	10 220		2,700		
Higher Education Multicultural Scholars Program	10 220		1,500		
Higher Education Multicultural Scholars Program	10 220		22,500		26,410
NYS Office of Children and Family Services (6)	10 551	N/A		229,891	
NYS Office of Children and Family Services (6)	10 551	N/A		101,379	
NYS Office of Children and Family Services (6)	10 551	N/A		69,288	400,558
NYS Department of Health	10 557	CO19375		(193)	
NYS Department of Health	10 557	CO19375		84,785	
NYS Department of Health	10 557	CO19375		192,433	277,025
Summer Food Service Program for Children	10 559		4,109		
Summer Food Service Program for Children	10 559		4		4,113
NYS Office of Temporary & Disability Assistance (6)	10 561	N/A		323,580	
NYS Office of Temporary & Disability Assistance (6)	10 561	N/A		919,204	
NYS Office of Temporary & Disability Assistance (6)	10 561	N/A		410,604	
NYS Office of Temporary & Disability Assistance (6)	10 561	CO01524		445,724	
NYS Office of Temporary & Disability Assistance (6)	10 561	C-1560		425,218	2,524,469
Total Department of Agriculture			30,529	3,202,052	3,232,581
Department of Commerce					
Department of Commerce	11		31,572		
NYS Department of State	11	N/A		99,183	130,755
Lake George Lake Champlain Regional Planning Board	11 302	01830814801		58,698	59,698
Economic Development_Technical Assistance	11 303		9,659		9,659
Trade Adjustment Assistance	11 313		28,750		
Trade Adjustment Assistance	11 313		572,360		
Trade Adjustment Assistance	11 313		56,020		657,130
Sea Grant Support	11 417		55,014		55,014
Public Telecommunications Facilities Planning and Construction	11 550		110,837		
Public Telecommunications Facilities Planning and Construction	11 550		11,315		122,152
Measurement and Engineering Research and Standards	11 609		4,297		
Measurement and Engineering Research and Standards	11 609		5,862		10,159
Total Department of Commerce			685,686	158,881	1,044,567
Department of Defense					
Department of Defense	12		79,638		
Department of Defense	12		(2,143)		
Department of Defense	12		132,393		
Department of Defense	12		8,441		
Department of Defense general number	12		12,621		230,850
Basic and Applied Scientific Research	12 300		84,563		
Academy of Applied Sciences	12 300	SG0457		80	
Academy of Applied Sciences	12 300	0585		2,588	
Academy of Applied Sciences	12 300	0529		2,595	
Academy of Applied Sciences	12 300	0572		2,800	
Academy of Applied Sciences	12 300	0532		2,588	
Academy of Applied Sciences	12 300	0543		1,300	68,334
Military Medical Research and Development	12 420		1,718		
Military Medical Research and Development	12 420		2,515		
Military Medical Research and Development	12 420		32,588		
Military Medical Research and Development	12 420		23,794		
Military Medical Research and Development	12 420		138,871		
Military Medical Research and Development	12 420		75,351		
Military Medical Research and Development	12 420		113,491		
Military Medical Research and Development	12 420		4,488		392,016
Academy of Applied Sciences	12 431	n/a		13,968	
Academy of Applied Sciences	12 431	N/A		5,392	19,360
Mathematical Sciences Grants Program	12 901		27,140		27,140
Total Department of Defense			735,469	31,131	766,600
Department of Housing and Urban Development					
City of Albany Community Development Agency	14 218	n/a		(10,000)	
City of Albany Community Development Agency	14 218	N/A		(5,000)	(15,000)
Community Development Block Grants/Brownfields Economic Development Initiative	14 246		31,039		
Community Development Block Grants/Brownfields Economic Development Initiative	14 246		11,912		
Community Development Block Grants/Brownfields Economic Development Initiative	14 246		27,317		
Community Development Block Grants/Brownfields Economic Development Initiative	14 246		83,543		153,811
Community Outreach Partnership Center Program	14 511		76,084		
Community Outreach Partnership Center Program	14 511		29,693		
Community Outreach Partnership Center Program	14 511		13,450		
Community Outreach Partnership Center Program	14 511		15,299		
Community Outreach Partnership Center Program	14 511		27,079		161,605
Community Development Work-Study Program	14 512		42,955		
Community Development Work-Study Program	14 512		37,533		80,488
City of Buffalo	14 906	NYLHD 0032-04 CD-1200-02		15,307	15,307
Total Department of Housing and Urban Development			395,904	307	396,211
Department of the Interior					
Department of the Interior general number	15		10,082		10,082
Conservation Grants Private Stewardship for Imperiled Species	15 632		818		
Conservation Grants Private Stewardship for Imperiled Species	15 632		18,946		
Conservation Grants Private Stewardship for Imperiled Species	15 632		5,253		25,017
Urban Park and Recreation Recovery Program	15 919		555		555
National Center for Preservation Technology and Training	15 923		22,000		22,000
Total Department of the Interior			57,654		57,654
Department of Justice					
Buffalo Police Department	16	N/A		8,098	
Community Foundation of Buffalo	16	N/A		18,848	26,944
Grants to Reduce Violent Crimes Against Women on Campus	16 525		90,043		
Grants to Reduce Violent Crimes Against Women on Campus	16 525		91,331		
Grants to Reduce Violent Crimes Against Women on Campus	16 525		64,119		
Grants to Reduce Violent Crimes Against Women on Campus	16 525		128,359		373,852
National Children's Alliance	16 543	SYRANYAMPD05		28,562	28,562
National Institute of Justice Research, Evaluation, and Development Project Grants	16 560		611,335		611,335
City University of New York	16 562	499640001		0,510	
Research Foundation of City University of New York	16 562	4973300010		5,772	12,282
New York State Coalition Against Sexual Assault	16 575	N/A		12,827	
New York State Coalition Against Sexual Assault	16 575	2003VFGXK007		16,128	28,955
Edward Byrne Memorial State and Local Law Enforcement Assistance Discretionary Grants Program	16 580		78,590		76,590
NYS Unified Court System	16 585	C100626		9,720	
NYS Unified Court System	16 585	C500667		37,848	

The accompanying notes are an integral part of this schedule

The Research Foundation of State University of New York

Schedule of Expenditures of Federal Awards

Year Ended June 30, 2006

	CFDA Number	Pass-Through Number	Direct Expenditures	Pass Through Expenditures	Total Expenditures
Other Federal Assistance					
NYS Unified Court System	16.585	C100162		14,676	62,342
City of Binghamton	16.595	Perm. No. 04-103		27,473	
City of Binghamton	16.595	2004-WS-Q4-0131		13,270	40,752
Rochester Institute of Technology	16.609	30352-01		191	191
Center for Problem Oriented Policing	16.710	N/A		30,147	30,147
Total Department of Justice			1,061,777	236,175	1,297,952
Department of Labor					
NYS Department of Labor	17.000	C001108		8,488	8,488
Workforce Development Board Incorporated	17.150	N/A		22,205	22,205
Broome County	17.257	CA 1073-188		2,628	
Workforce Investment Board	17.257	CA 1073-188		189	
NYC Department of Small Business Services (3)	17.257	N/A		25,041	28,758
GLOW Workforce Investment Board (3)	17.258	n/a		87,520	87,520
GLOW Workforce Investment Board (3)	17.259	N/A		200	
GLOW Workforce Investment Board (3)	17.259	N/A		770	
GLOW Workforce Investment Board (3)	17.259	N/A		11,174	12,144
Employment and Training Administration Pilots, Demonstrations, and Research Projects	17.261		94,730		84,730
Total Department of Labor			94,730	159,124	253,854
Department of State					
Department of State	19.		39,444		
Department of State	19		6,280		
Department of State	19		90,323		
Department of State	19.		3,714		139,761
Professional Development, International Educators/Administrators	19.404		56,578		56,578
Summer Institute for ELF Program Administrators from Francophone and Lusophone Sub-Saharan Africa	19.417		78,544		78,544
Educational Partnerships Program	19.424		12,282		
Educational Partnerships Program	19.424		4,194		16,458
IAFSA Association of International Educators	19.430	N/A		450	450
Total Department of State			291,339	450	201,769
Department of Transportation					
Department of Transportation general number	20.		24,678		24,678
Motor Carrier Safety	20.217		497		497
NYS Department of Transportation	20.218	C003101		133,451	
NYS Department of Transportation	20.218	n/a		20,184	153,645
Research Foundation of City University of New York	20.502	497770306		3,630	
Research Foundation of City University of New York	20.502	497770318		11,461	15,091
NYS Department of Transportation	20.511	C000377		1,407,471	1,407,471
NYS Governors Traffic Safety Committee (4)	20.600	C000954		176,052	
NYS Governors Traffic Safety Committee (4)	20.600	C001279		60,276	
NYS Governors Traffic Safety Committee (4)	20.600	C001094		50,873	
NYS Governors Traffic Safety Committee (4)	20.600	C001279		121,424	
NYS Governors Traffic Safety Committee (4)	20.600	C001391		433,512	
NYS Governors Traffic Safety Committee (4)	20.600	C001392		176,003	
NYS Governors Traffic Safety Committee (4)	20.600	C001447 AL3383021		2,570	1,060,612
NYS Governors Traffic Safety Committee (4)	20.601	AL4500142		747	747
NYS Governors Traffic Safety Committee (4)	20.602	CS5282016		12,093	
NYS Governors Traffic Safety Committee (4)	20.602	CS5282031		3,152	15,245
National Summer Transportation Inst Resource Ctr	20.701	N/A		39,539	39,539
State Marine Schools	20.806		42		42
Total Department of Transportation			25,217	2,692,350	2,717,567
Appalachian Regional Commission					
Appalachian Regional Commission general number	23.		25,240		25,240
Appalachian Regional Development (See Individual Appalachian Programs)	23.001		19,865		
Appalachian Regional Development (See Individual Appalachian Programs)	23.001		26,611		
Appalachian Regional Development (See Individual Appalachian Programs)	23.001		51,008		97,484
Total Appalachian Regional Commission			122,724	-	122,724
National Aeronautics and Space Administration					
National Aeronautics and Space Administration	43		22,306		
National Aeronautics and Space Administration	43		18,381		
Rensselaer Polytechnic Institute	43	NA6512750		2,704	
Rensselaer Polytechnic Institute	43.	A11323		29,690	73,087
Aerospace Education Services Program	43.001		92,852		
Aerospace Education Services Program	43.001		2,643		
Aerospace Education Services Program	43.001		410		
Aerospace Education Services Program	43.001		97,552		
Greater Syracuse Chamber of Commerce	43.001	RTA 1682, RTA 1684, RTA 2082		2,523	
National Space Biomedical Research Institute	43.001	46D0625906 Project EC00301		24,607	
National Space Biomedical Research Institute	43.001	EC00301		10,090	230,547
Total National Aeronautics and Space Administration			234,144	69,490	303,634
National Foundation on the Arts and Humanities					
National Foundation on Arts and the Humanities general number	45.		23,444		23,444
Promotion of the Arts, Grants to Organizations and Individuals	45.024		10,000		
Dance USA/National College Choreography Initiative	45.024	N/A		8,000	18,000
New York Council for the Humanities	45.129	7282		8,000	9,000
Promotion of the Humanities, Division of Preservation and Access	45.149		117,680		
Promotion of the Humanities, Division of Preservation and Access	45.149		251		117,931
Promotion of the Humanities, Fellowships and Stipends	45.160		10,000		10,000
Promotion of the Humanities, Research	45.161		30,116		30,116
Promotion of the Humanities, Teaching and Learning Resources and Curriculum Development	45.162		32,555		32,555
Promotion of the Humanities, Professional Development	45.163		72,053		
Promotion of the Humanities, Professional Development	45.163		19,833		
Promotion of the Humanities, Professional Development	45.163		75,679		167,565
Museum for America Grants	45.301		452		452
Museum Assessment Program	45.302		1,300		1,300
Librarians for the 21st Century	45.313		26,752		26,752
Total National Foundation on the Arts and Humanities			420,115	17,993	438,108
National Science Foundation					
National Science Foundation	47		36,643		
National Science Foundation	47		426		
National Science Foundation general number	47		127,199		164,288
Engineering Grants	47.041		1,547		
Engineering Grants	47.041		148,571		
Engineering Grants	47.041		125,584		
Engineering Grants	47.041		49,898		
Engineering Grants	47.041		17,792		
Engineering Grants	47.041		10,396		353,788
Mathematical and Physical Sciences	47.049		125,630		
Mathematical and Physical Sciences	47.049		85,838		
Mathematical and Physical Sciences	47.049		41,504		
Mathematical and Physical Sciences	47.049		10,856		

The accompanying notes are an integral part of this schedule

The Research Foundation of State University of New York

Schedule of Expenditures of Federal Awards

Year Ended June 30, 2006

	CFDA Number	Pass-Through Number	Direct Expenditures	Pass Through Expenditures	Total Expenditures
Other Federal Assistance					
Mathematical and Physical Sciences	47 049		60,926		
Mathematical and Physical Sciences	47 049		29,937		
Mathematical and Physical Sciences	47 049		5,177		
Mathematical and Physical Sciences	47 049		36,055		
Holstra University	47 049	EHR0314910		605,708	1,001,031
Geosciences	47 050		83,902		
Geosciences	47 050		71,441		
Geosciences	47 050		16,263		
Geosciences	47 050		18,982		
Geosciences	47 050		39,628		229,816
Biological Sciences	47 074		17,930		
Biological Sciences	47 074		1,342		
Biological Sciences	47 074		116,135		
Biological Sciences	47 074		36,998		
Biological Sciences	47 074		6,343		
Biological Sciences	47 074		40,650		
Biological Sciences	47 074		1,658		221,056
Social, Behavioral, and Economic Sciences	47 075		2,959		
Social, Behavioral, and Economic Sciences	47 075		5,030		
Social, Behavioral, and Economic Sciences	47 075		3,932		
Social, Behavioral, and Economic Sciences	47 075		1,151		
Social, Behavioral, and Economic Sciences	47 075		1,702		
Social, Behavioral, and Economic Sciences	47 075		5,200		
Social, Behavioral, and Economic Sciences	47 075		7,559		
Social, Behavioral, and Economic Sciences	47 075		6,789		
Social, Behavioral, and Economic Sciences	47 075		3,375		
National Research Council	47 075	N/A		6,606	44,303
Education and Human Resources	47 076		179,413		
Education and Human Resources	47 076		65,553		
Education and Human Resources	47 076		36,861		
Education and Human Resources	47 076		51,157		
Education and Human Resources	47 076		24,087		
Education and Human Resources	47 076		35,111		
Education and Human Resources	47 076		6,569		
Education and Human Resources	47 076		11,014		
Education and Human Resources	47 076		477,326		
Education and Human Resources	47 076		32,517		
Education and Human Resources	47 076		398,387		
Education and Human Resources	47 076		15,060		
Education and Human Resources	47 076		923,925		
Education and Human Resources	47 076		298,114		
Education and Human Resources	47 076		606,697		
Education and Human Resources	47 076		173,315		
Education and Human Resources	47 076		917,379		
Education and Human Resources	47 076		100,598		
Education and Human Resources	47 076		131,110		
Education and Human Resources	47 076		38,974		
Education and Human Resources	47 076		4,313		
Education and Human Resources	47 076		2,932		
Education and Human Resources	47 076		132,669		
Education and Human Resources	47 076		143,645		
Education and Human Resources	47 076		51,917		
Education and Human Resources	47 076		83,457		
Education and Human Resources	47 076		154,534		
Education and Human Resources	47 076		17,000		
Education and Human Resources	47 076		56,337		
Education and Human Resources	47 076		45,245		
Education and Human Resources	47 076		42,239		
Education and Human Resources	47 076		142,250		
Education and Human Resources	47 076		91,346		
Education and Human Resources	47 076		224,012		
Education and Human Resources	47 076		26,520		
Education and Human Resources	47 076		38,678		
Education and Human Resources	47 076		27,931		
Education and Human Resources	47 076		30,317		
Education and Human Resources	47 076		295,354		
Rensselaer Polytechnic Institute	47 076	A11472		10,280	
Erle Community College	47 076	DUE-0402388		51,862	
Mathematical Association	47 076	DUE0230847		3,170	
San Diego State University	47 076	52270A P1623 7812 211		123	
Holstra University	47 076	Subcontract under DUE03020808		22,781	
Mathematical Association	47 076	N/A		29,966	
National Center for Science & Civic Engagement	47 076	N/A		1,825	6,253,635
Total National Science Foundation			7,536,351	732,346	8,268,697
Small Business Administration					
Small Business Administration	59		(161,128)		
Small Business Administration general number	59		591,305		430,177
Small Business Development Center	59 037		(193)		
Small Business Development Center	59 037		6,063		
Small Business Development Center	59 037		2,381,580		
Small Business Development Center	59 037		191,386		
Small Business Development Center	59 037		63,930		
Small Business Development Center	59 037		2,722,664		
Small Business Development Center	59 037		59,997		5,425,427
Veterans Entrepreneurial Training and Counseling	59 044		61,513		
Veterans Entrepreneurial Training and Counseling	59 044		146,640		208,161
Total Small Business Administration			6,063,765	-	6,063,765
Department of Veteran Affairs					
Veterans Benefits Administration	64		41,040		
Veterans Benefits Administration	64		3,354		
Veterans Benefits Administration	64		41,181		
Veterans Benefits Administration	64		19,761		105,336
Total Department of Veteran Affairs			105,336	-	105,336
Environmental Protection Agency					
City of Lackawanna	66	N/A		2,501	2,561
Long Island Sound Program	66 437		12,794		12,784
Pennsylvania State University	66 500	2241RFSUHYEPA9701		10,060	10,060
Surveys, Studies, Investigations and Special Purpose Grants within the Office of Research and Development	66 510		16,701		16,701
Greater Research Opportunities Fellowship Program	66 513		6,776		
Greater Research Opportunities Fellowship Program	66 513		7,021		13,707
Science To Achieve Results (STAR) Fellowship Program	66 514		6,519		6,510
Surveys, Studies, Investigations and Special Purpose Grants	66 606		6,951		6,951
Training and Fellowships for the Environmental Protection Agency	66 687		9,365		8,365
Village of West Winfield	66 802	SR98289001		14,480	14,480
Brownfield Job Training Cooperative Agreements	66 815		5,226		5,226

The accompanying notes are an integral part of this schedule

The Research Foundation of State University of New York

Schedule of Expenditures of Federal Awards

Year Ended June 30, 2006

	CFDA Number	Pass-Through Number	Direct Expenditures	Pass Through Expenditures	Total Expenditures
Other Federal Assistance					
Total Environmental Protection Agency			71,353	27,107	98,460
Department of Energy					
Battelle Energy Alliance LLC	81	00048605		87,601	
University of Medicine & Dentistry of New Jersey	81.	EPA - P0284834		56,102	143,853
Office of Science Financial Assistance Program	81 049		(1,867)		
Pacific Northwest National Laboratory	81 049	353601AQ5		18,318	
Brookhaven National Laboratory	81 049	86876		25,128	
Brookhaven National Laboratory	81 049	84054		1,520	
Brookhaven National Laboratory	81 049	84454		14,742	
Brookhaven National Laboratory	81 049	83500		466	
Brookhaven National Laboratory	81 049	0000083501		38,491	
Brookhaven National Laboratory	81 049	0000081738		7,872	
Brookhaven National Laboratory	81 049	77921		16,605	
Brookhaven National Laboratory	81 049	79019		362	
Brookhaven National Laboratory	81 049	59439		17,140	
Brookhaven National Laboratory	81 049	0000077668		35,615	
Brookhaven National Laboratory	81 049	62277		14,737	
Brookhaven National Laboratory	81 049	0000062274		10,009	
Brookhaven National Laboratory	81 049	0000062279		7,872	
Brookhaven National Laboratory	81 049	0000067853		36,037	
Brookhaven National Laboratory	81 049	0000090509		7,872	
Brookhaven National Laboratory	81 049	69493		7,117	
Brookhaven National Laboratory	81 049	72425		28,238	
Brookhaven National Laboratory	81 049	0000072426		28,238	
Brookhaven National Laboratory	81 049	73853		20,239	
Brookhaven National Laboratory	81 049	75849		30,697	
Brookhaven National Laboratory	81 049	0000076795		30,654	
Brookhaven Science Associates LLC	81 049	102873		18,443	
Brookhaven Science Associates LLC	81 049	102586		19,037	
Brookhaven Science Associates LLC	81 049	101647		22,180	
Brookhaven Science Associates LLC	81 049	102228		24,403	
Brookhaven Science Associates LLC	81 049	101193		20,435	
Brookhaven Science Associates LLC	81 049	101097		27,620	
Brookhaven Science Associates LLC	81 049	101004		20,434	
Brookhaven Science Associates LLC	81 049	101072		24,099	
Brookhaven Science Associates LLC	81 049	99566		23,670	
Brookhaven Science Associates LLC	81 049	100208		41,648	
Brookhaven Science Associates LLC	81 049	106135		35,769	
Brookhaven Science Associates LLC	81 049	99250		42,876	
Brookhaven Science Associates LLC	81 049	103695		19,353	
Brookhaven Science Associates LLC	81 049	103865		18,030	
Brookhaven Science Associates LLC	81 049	103573		3,759	
Brookhaven Science Associates LLC	81 049	100386		14,948	
Brookhaven Science Associates LLC	81 049	105489		10,377	
Brookhaven Science Associates LLC	81 049	105445		7,602	
Brookhaven Science Associates LLC	81 049	103873		12,338	
Brookhaven Science Associates LLC	81 049	105003		15,396	
Brookhaven Science Associates LLC	81 049	109502		2,078	
Brookhaven Science Associates LLC	81 049	109545		2,872	
Brookhaven Science Associates LLC	81 049	109584		3,477	
Brookhaven Science Associates LLC	81 049	109586		3,477	
Brookhaven Science Associates LLC	81 049	109515		1,203	
Brookhaven Science Associates LLC	81 049	86362		29,603	
Brookhaven Science Associates LLC	81 049	86058		36,590	
Brookhaven Science Associates LLC	81 049	86082		7,872	
Brookhaven Science Associates LLC	81 049	88364		4,129	
Brookhaven Science Associates LLC	81 049	90272		31,327	
Brookhaven Science Associates LLC	81 049	91442		10,986	
Brookhaven Science Associates LLC	81 049	90831		13,309	
Brookhaven Science Associates LLC	81 049	91752		32,949	
Brookhaven Science Associates LLC	81 049	92461		9,180	
Brookhaven Science Associates LLC	81 049	92178		9,030	
Brookhaven Science Associates LLC	81 049	92699		3,573	
Brookhaven Science Associates LLC	81 049	92768		5,578	
Brookhaven Science Associates LLC	81 049	92762		28,744	
Brookhaven Science Associates LLC	81 049	94188		35,949	
Brookhaven Science Associates LLC	81 049	94685		14,616	
Brookhaven Science Associates LLC	81 049	94868		(8,824)	
Brookhaven Science Associates LLC	81 049	94793		27,805	
Brookhaven Science Associates LLC	81 049	97034		5,770	
Brookhaven Science Associates LLC	81 049	93268		26,454	
Brookhaven Science Associates LLC	81 049	98849		5,531	
Brookhaven Science Associates LLC	81 049	97403		44,037	
Brookhaven Science Associates LLC	81 049	98735		4,042	
Brookhaven Science Associates LLC	81 049	99086		4,046	
Brookhaven Science Associates LLC	81 049	98739		25,691	
Brookhaven Science Associates LLC	81 049	99460		31,220	
Brookhaven Science Associates LLC	81 049	99625		33,461	
Brookhaven Science Associates LLC	81 049	87550		30,000	
Renewable Energy Long Island Incorporated	81 049	DEFSZ605INT42410		4,683	1,370,642
Renewable Energy Research and Development	81 087		198,000		198,000
Renewable Energy Long Island Incorporated	81 117	DEFG4104R110980		1,808	1,808
Total Department of Energy			196,133	1,518,170	1,714,303
Federal Emergency Management Agency					
Federal Emergency Management Agency	83		1,995		
Federal Emergency Management Agency	83		841		
Federal Emergency Management Agency	83		95,804		98,640
Total Federal Emergency Management Agency			98,640	-	98,640
Department of Education					
Department of Education	84		281,750		
Questar III	84	N/A		(748)	
American Institutes for Research	84	GV3-01-01737		34,544	
NYS Education Department	84	M050101		511,506	827,052
Yonkers Public School District	84 002	33801		86	
Yonkers Public School District	84 002	33801		5,280	
Yonkers Public School District	84 002	n/a		2,182	
NYS Education Department	84 002	C007538		21,657	
NYS Education Department	84 002	2338051088		18,360	
NYS Education Department	84 002	2338051079		8,943	
NYS Education Department	84 002	2338051078		5,433	
NYS Education Department	84 002	C007538		201,678	
NYS Education Department	84 002	2338069005		14,143	
NYS Education Department	84 002	2338069002		37,709	
NYS Education Department	84 002	2338069003		11,886	
NYS Education Department	84 002	004060123		22,481	441,097
NYS Education Department	84 011	0035060024		447,141	

The accompanying notes are an integral part of this schedule

The Research Foundation of State University of New York

Schedule of Expenditures of Federal Awards

Year Ended June 30, 2006

Other Federal Assistance	CFDA Number	Pass-Through Number	Direct Expenditures	Pass Through Expenditures	Total Expenditures
NYS Education Department	84 011	0035050024		277,708	
NYS Education Department	84 011	0035050037		274,686	
NYS Education Department	84 011	0035050038		100,047	
NYS Education Department	84 011	0035060037		542,465	
NYS Education Department	84 011	0035050002		54,337	
NYS Education Department	84 011	0035060002		105,691	
NYS Education Department	84 011	0035050005		336,278	
NYS Education Department	84 011	0035060005		370,681	
Alabama State Department of Education	84 011	C600237		3,427	
Alabama State Department of Education	84 011	C500103		7,827	
Florida Department of Education	84 011	9852175ASPE01		100,021	
Florida Department of Education	84 011	N/A		208,695	
Kentucky Department of Education	84 011	M04555628		12,061	
Kentucky Department of Education	84 011	M05307568		31,563	
Louisiana Department of Education	84 011	620222 678500602		13,506	
NYS Education Department	84 011	0035060032		132,988	
NYS Education Department	84 011	0035060021		559,165	
NYS Education Department	84 011	0035060023		318,701	
NYS Education Department	84 011	0035050032		22,216	
NYS Education Department	84 011	0035050023		81,121	
NYS Education Department	84 011	0035050021		151,657	
Winston Salem Forsyth County Schools	84 011	N/A		10,000	
NYS Education Department	84 011	0035050030		128,888	
NYS Education Department	84 011	0035050013		350,361	
NYS Education Department	84 011	0035060030		469,019	
NYS Education Department	84 011	0035060013		1,096,315	7,151,637
Undergraduate International Studies and Foreign Language Programs	84 015	UM5512 PO#U342809		67,870	67,870
International Research and Studies	84 010		38,975		38,975
Overseas_Group Projects Abroad	84 017		76,146		76,146
Syracuse University (5)	84 021		4,427		4,427
NYS Education Department (5)	84 027	2158452123201116		3,861	
NYS Education Department (5)	84 027	CR0437		90,109	
NYS Education Department (5)	84 027	CR0437		3,411	
Syracuse University (5)	84 027	POK0000089220		0,333	
Syracuse University (5)	84 027	3538204522		4,909	
Syracuse University (5)	84 027	2158452123501116		1,671	
Rondout Valley Central School District (5)	84 027	N/A		1,836	123,220
Higher Education_Institutional Aid	84 031		154,988		
Higher Education_Institutional Aid	84 031		132,490		
Higher Education_Institutional Aid	84 031		4,583		292,061
Federal Work-Study Program	84 033		321		
Federal Work-Study Program	84 042		21,369		21,690
TRIO_Student Support Services (1)	84 042		29,055		
TRIO_Student Support Services (1)	84 042		152,009		
TRIO_Student Support Services (1)	84 042		295,976		
TRIO_Student Support Services (1)	84 042		116,058		
TRIO_Student Support Services (1)	84 042		199,499		
TRIO_Student Support Services (1)	84 042		300,949		
TRIO_Student Support Services (1)	84 042		172,614		
TRIO_Student Support Services (1)	84 042		87,074		
TRIO_Student Support Services (1)	84 042		32,106		
TRIO_Student Support Services (1)	84 042		301,889		
TRIO_Student Support Services (1)	84 042		80,687		
TRIO_Student Support Services (1)	84 042		433,809		
TRIO_Student Support Services (1)	84 042		250,856		
TRIO_Student Support Services (1)	84 042		45,319		
TRIO_Student Support Services (1)	84 042		200,480		2,740,382
TRIO_Talent Search (1)	84 044		28,287		
TRIO_Talent Search (1)	84 044		133,922		
TRIO_Talent Search (1)	84 044		288,528		
TRIO_Talent Search (1)	84 044		333,131		
TRIO_Talent Search (1)	84 044		350,676		
TRIO_Talent Search (1)	84 044		279,832		1,414,370
TRIO_Upward Bound (1)	84 047		431,681		
TRIO_Upward Bound (1)	84 047		436,864		
TRIO_Upward Bound (1)	84 047		(473)		
TRIO_Upward Bound (1)	84 047		265,064		
TRIO_Upward Bound (1)	84 047		(1,447)		
TRIO_Upward Bound (1)	84 047		420,222		
TRIO_Upward Bound (1)	84 047		281,398		
TRIO_Upward Bound (1)	84 047		355,991		
TRIO_Upward Bound (1)	84 047		30		
TRIO_Upward Bound (1)	84 047		514,901		
TRIO_Upward Bound (1)	84 047		193,634		
TRIO_Upward Bound (1)	84 047		319,466		
NYS Education Department	84 048	8000056950		4,210	3,054,564
NYS Education Department	84 048	8000066950		162,183	
Buffalo Public Schools	84 048	N/A		14,050	
Jefferson-Lewis BOCES	84 048	N/A		6,802	
Jefferson-Lewis BOCES	84 048			14,571	
NYS Education Department	84 048	8000066010		400,150	
NYS Education Department	84 048	8000060043		173,557	
NYS Education Department	84 048	8000050043		7,633	
NYS Education Department	84 048	8000056010		28,284	
NYS Education Department	84 048	8000056060		11,969	
NYS Education Department	84 048	8000066060		428,428	
NYS Education Department	84 048	8000056100		10,682	
NYS Education Department	84 048	8000066100		366,000	
NYS Education Department	84 048	8000056170		184	
NYS Education Department	84 048	8000066170		351,904	
NYS Education Department	84 048	8000056890		13,095	
NYS Education Department	84 048	8000066890		266,064	
NYS Education Department	84 048	8000056870		393,446	
NYS Education Department	84 048	8000056870		20,242	2,690,327
Fund for the Improvement of Postsecondary Education	84 116		5,729		
Fund for the Improvement of Postsecondary Education	84 116		26,190		
Fund for the Improvement of Postsecondary Education	84 116		183,336		
Fund for the Improvement of Postsecondary Education	84 116		55,998		
Fund for the Improvement of Postsecondary Education	84 116		26,614		
Fund for the Improvement of Postsecondary Education	84 116		247,419		
Fund for the Improvement of Postsecondary Education	84 116		24,245		
University of Illinois at Chicago	84 133	20030647010			654,405
University of Illinois at Chicago	84 133	E7616495672		10,387	
University of Illinois at Chicago	84 133	49567257616		(3,407)	
Western New York Independent Living Project	84 133	RRTC1M-1		9,518	
NYS Comm On Qual Care and Adv for Persons with Dis	84 133	C090876		33,706	
				51,361	

The accompanying notes are an integral part of this schedule

The Research Foundation of State University of New York

Schedule of Expenditures of Federal Awards

Year Ended June 30, 2006

Other Federal Assistance	CFDA Number	Pass-Through Number	Direct Expenditures	Pass Through Expenditures	Total Expenditures
HYS Comm On Qual Care and Adv for Persons with Dis	84.133	C111765		12,333	113,888
Migrant Education_High School Equivalency Program	84.141		24,020		357,071
Migrant Education_High School Equivalency Program	84.141		550,329		381,001
Migrant Education_Coordination Program	84.144				
Beacon City School District	84.144	N/A		3,085	
East Bloomfield Central School	84.144	N/A		415	
Mississippi Department of Education	84.144	063201EA098231B0A4001		36,572	
Mississippi Department of Education	84.144	053201EA098231B0A3001		799	
North Carolina State University	84.144	5026		10,200	609,460
Migrant Education_College Assistance Migrant Program	84.149		328,672		328,672
Business and International Education Projects	84.153		450		450
Javits Fellowships	84.170		4,798		4,798
New York City Board of Education (5)	84.173	N/A		1,520	
New York City Board of Education (5)	84.173	N/A		(620)	
New York City Board of Education (5)	84.173	PL611		13,010	
New York City Board of Education (5)	84.173	PL619		(2,260)	
New York City Board of Education (5)	84.173	PL619		10,228	
New York City Board of Education (5)	84.173	PL611		33,678	55,551
Safe and Drug-Free Schools and Communities_National Programs	84.184		41,827		
Schenectady City School District	84.184	n/a		762	
Buffalo Board of Education	84.184	N/A		(4,950)	
Saint Lawrence Lewis BOCES	84.184	N/A		2,030	40,260
NYS Office of Alcoholism Substance Abuse Services	84.186	C003310		43,930	
NYS Office of Alcoholism Substance Abuse Services	84.186	C003310		31,587	75,528
Bilingual Education_Professional Development	84.195		289,579		
Bilingual Education_Professional Development	84.195		176,936		
Bilingual Education_Professional Development	84.195		302,128		
Bilingual Education_Professional Development	84.195		242,203		1,010,848
East Bloomfield Central School	84.196	N/A		1,501	
East Bloomfield Central School	84.196	N/A		13,564	
East Bloomfield Central School	84.196	N/A		35,814	
East Bloomfield Central School	84.196	N/A		4,842	
East Bloomfield Central School	84.196	N/A		3,781	
East Bloomfield Central School	84.196	N/A		115	
East Bloomfield Central School	84.196	N/A		6,450	65,053
Graduate Assistance in Areas of National Need	84.200		1,589		
Graduate Assistance in Areas of National Need	84.200		96,098		
Graduate Assistance in Areas of National Need	84.200		179,755		
Graduate Assistance in Areas of National Need	84.200		217,180		
Graduate Assistance in Areas of National Need	84.200		139,846		634,408
Genesee Migrant Center BOCES	84.213	N/A		5,702	
Genesee Migrant Center BOCES	84.213	0603301		27,480	
Genesee Migrant Center BOCES	84.213	N/A		3,083	
Genesee Migrant Center BOCES	84.213	0604805		6,187	
Genesee Migrant Center BOCES	84.213	N/A		7,994	
Genesee Migrant Center BOCES	84.213	PO# 0604804		26,230	
Genesee Migrant Center BOCES	84.213	N/A		6,055	
Genesee Migrant Center BOCES	84.213	N/A		28,075	
Otsego Northern Catskills BOCES	84.213	n/a		(7,294)	
Genesee Migrant Center BOCES	84.214	N/A		8,003	104,381
Genesee Migrant Center BOCES	84.214	0604603		30,425	30,418
Fund for the Improvement of Education	84.215		55,378		
Fund for the Improvement of Education	84.215		30,120		
Syracuse City School District	84.215	N/A		1,257	
Tompkins Seneca Tioga BOCES	84.215	U215X040002		268,073	
Ulster County BOCES	84.215	N/A		16,288	
Wayne Finger Lakes BOCES	84.215	N/A		1,990	
Wayne Finger Lakes BOCES	84.215	N/A		56,873	420,500
TRIO_McLair Post-Baccalaureate Achievement (1)	84.217		238,216		
TRIO_McLair Post-Baccalaureate Achievement (1)	84.217		260,965		
TRIO_McLair Post-Baccalaureate Achievement (1)	84.217		268,090		
TRIO_McLair Post-Baccalaureate Achievement (1)	84.217		217,968		
TRIO_McLair Post-Baccalaureate Achievement (1)	84.217		206,898		
TRIO_McLair Post-Baccalaureate Achievement (1)	84.217		253,729		1,445,866
NYS Education Department	84.243	8080050107		105	
NYS Education Department	84.243	8080050107		51,032	
NYS Education Department	84.243	8080060107		144,332	
NYS Education Department	84.243	8080060121		141,108	
Saint Lawrence Lewis BOCES	84.243	8080050121		1,515	
Syracuse City School District	84.243	N/A		2,064	
Rehabilitation Training_Continuing Education	84.264	n/a	464,969		344,174
Rehabilitation Training_Continuing Education	84.264		474,451		930,420
Brighter Choice Schools Project	84.282	n/a		24,589	
Appalachia Educational Laboratory Incorporated	84.283	N/A		63,023	24,580
Educational Testing Service	84.283	S283AS0007-SUNY		2,044	
Educational Testing Service	84.283	na		106,355	
Edvanlla Incorporated	84.283	S4500005009		114,083	
George Washington University	84.283	98512		44,777	
George Washington University	84.283	05512		178,273	
New York University	84.283	P038064 PO# P0857461		8,254	
New York University	84.283	N/A		543	510,152
Lackawanna City School District	84.287	N/A		63,708	
Lackawanna City School District	84.287	N/A		45,062	
Learning Disabilities Association of Western NY	84.287	N/A		28,608	
Otsego Northern Catskills BOCES	84.287	CRDP 2		(1,480)	
Otsego Northern Catskills BOCES	84.287	CRDP 1		(9,742)	
Saint Lawrence Lewis BOCES	84.287	N/A		678	
Saint Lawrence Lewis BOCES	84.287	N/A		6,433	
Saint Lawrence Lewis BOCES	84.287	N/A		22,434	157,812
Schenectady City School District	84.298	n/a		2,451	2,451
Salamanca City School District	84.302	N/A		14,630	14,630
Education Research, Development and Dissemination	84.305		663,815		663,815
Berlin Central School District	84.318	N/A		7,332	
Binghamton City School District	84.318	proj/ect 0291050011		2,864	
Binghamton City School District	84.318	project 0291060011		100,418	
Schenectady City School District	84.318	062844		76,143	188,758
NYS Education Department	84.323	C006608		3,473	
NYS Education Department	84.323	C006608		100,514	183,987
University of Oregon	84.324	223001B		17,017	
University of Oregon	84.324	223001B		10,759	
University of South Florida	84.324	12D1100000A		40,115	67,891
Special Education_Personnel Preparation to Improve Services and Results for Children with Disabil	84.325		151,311		
Special Education_Personnel Preparation to Improve Services and Results for Children with Disabil	84.325		119,505		
Special Education_Personnel Preparation to Improve Services and Results for Children with Disabil	84.325		217,244		
Special Education_Personnel Preparation to Improve Services and Results for Children with Disabil	84.325		7,303		405,363
Albany City School District	84.334	N/A		3,965	
Albany City School District	84.334	N/A		271	
Albany City School District	84.334	N/A		244	

The accompanying notes are an integral part of this schedule

The Research Foundation of State University of New York

Schedule of Expenditures of Federal Awards

Year Ended June 30, 2006

	CFDA Number	Pass-Through Number	Direct Expenditures	Pass Through Expenditures	Total Expenditures
Other Federal Assistance					
Albany City School District	84 334	N/A		14,302	
D'Youville College	84 334	88-4753		13,091	
D'Youville College	84 334	88-4153		6,060	
D'Youville College	84 334	88-5753		15,442	
D'Youville College	84 334	N/A		16,468	
D'Youville College	84 334	N/A		10,809	
D'Youville College	84 334	88-5743		85,570	
Gaining Early Awareness and Readiness for Undergraduate Programs	84 334		84,817		
Gaining Early Awareness and Readiness for Undergraduate Programs	84 334		343,091		
Gaining Early Awareness and Readiness for Undergraduate Programs	84 334		266,161		
NYS Higher Education Services Corporation	84 334	N/A		20,872	
NYS Higher Education Services Corporation	84 334	N/A		148,821	1,041,045
Child Care Access Means Parents in School	84 335		33,990		
Child Care Access Means Parents in School	84 335		20,773		
Child Care Access Means Parents in School	84 335		12,898		67,661
NYS Education Department	84 336	0247050034		122,847	
NYS Education Department	84 336	0247060021		135,072	
Syracuse University	84 336	3572363501		205,364	403,283
NYS Department of Labor	84 346	CO01368		6,270	
NYS Department of Labor	84 346	C-1367		(2,417)	
NYS Department of Labor	84 346	n/a		157,520	
NYS Department of Labor	84 346	n/a		86,551	
NYS Department of Labor	84 346	T-1547		37,549	
Transition to Teaching	84 346	n/a		152,260	447,754
NYS Education Department	84 350		181,808		181,808
NYS Education Department	84 353	8060062065		144,085	
NYS Education Department	84 353	8060052005		3,707	
Syracuse City School District	84 353	K024998		65,794	213,596
Syracuse City School District	84 359	PO# K02527C		11,482	11,482
The College of Saint Rose	84 363	N/A		6,003	6,003
Alabama State Department of Education	84 365	C600117		23,388	
Kentucky Department of Education	84 365	M05316601		20,097	52,485
Albany City School District	84 366	n/a		60,880	
Albany City School District	84 366	D294060001		345,500	
Buffalo Public Schools	84 366	N/A		41,091	
Buffalo Public Schools	84 366	N/A		87,967	
Buffalo Public Schools	84 366	N/A		183,607	
Buffalo Public Schools	84 366	N/A		8,261	
Dunkirk City School District	84 366	N/A		16,840	
Saint Lawrence Lewis BOCES	84 366	N/A		30,570	
Syracuse City School District	84 366	K015988		65,625	849,337
NYS Education Department	84 367	0247-05-0030		151,753	
NYS Education Department	84 367	0247060030		218,054	
NYS Education Department	84 367	0247040020		(1,873)	
NYS Education Department	84 367	0247050020		17,480	
NYS Education Department	84 367	0247060020		114,431	
NYS Education Department	84 367	0247060022		47,123	
NYS Education Department	84 367	0247050022		30,044	
NYS Education Department	84 367	0247050023		145,050	
NYS Education Department	84 367	0247060023		3,035	
NYS Education Department	84 367	0247050024		10,860	
NYS Education Department	84 367	0247060024		48,310	
NYS Education Department	84 367	0247050026		15,148	
NYS Education Department	84 367	0247060026		37,897	
NYS Education Department	84 367	0247050025		37,485	
NYS Education Department	84 367	0247060025		53,903	
NYS Education Department	84 367	0247060028		91,058	
NYS Education Department	84 367	0247050028		28,911	
NYS Education Department	84 367	024050029		22,697	
NYS Education Department	84 367	0247060029		77,221	1,149,256
National Writing Project Corporation	84 928	D4HY10		32,058	
National Writing Project Corporation	84 928	01HY09		9,468	
National Writing Project Corporation	84 928	01HY09		50,938	83,304
Total Department of Education			16,704,817	17,016,794	33,721,611
National Archives and Records Administration					
NYS Archives	89 003	0375064186		2,239	2,239
Total National Archives and Records Administration				2,239	2,239
Department of Health and Human Services					
Department of Health and Human Services	93		4,500		
Department of Health and Human Services	93		73,579		
Health Research Inc	93			3,880	
Lewin Group	93	270101		57,206	
NYS Office of Children and Family Services	93	4096.11		41,061	
University of California at San Francisco	93	CO00923		2,951	
University of Medicine & Dentistry of New Jersey	93	N/A		180,870	
University of Medicine & Dentistry of New Jersey	93	5 U45 ES06179-1351		24,534	388,670
Fund for Public Health in New York	93	PO: P0284833		1,260	
Fund for Public Health in New York	93 003	121026		158,079	
Fund for Public Health in New York	93 003	161003		54,420	
Fund for the City of New York	93 003	162003		210,884	
Fund for the City of New York	93 003	140011		20,000	
Health Research Inc	93 003	250501		177,611	622,260
Medical Reserve Corps Small Grant Program	93 008		23,219		
Medical Reserve Corps Small Grant Program	93 008		35,125		58,344
NYS Office for the Aging	93 042	N/A		6,925	
Oswego County Office of Aging	93 044	N/A		1,175	
Oswego County Office of Aging	93 044	N/A		570	
Oswego County Office of Aging	93 044	N/A		3,670	12,348
Alzheimers Disease & Related Disorders Association	93 051	N/A		79	
Alzheimers Disease & Related Disorders Association	93 051	N/A		6,075	
Alzheimers Disease & Related Disorders Association	93 051	N/A		28,330	
Alzheimers Disease & Related Disorders Association	93 051	N/A		27,708	62,702
Families Together in NYS Incorporated	93 104	DS01		29,484	
Families Together in NYS Incorporated	93 104	1U795MS6264		125,373	154,857
St Charles Hospital and Rehabilitation Center	93 110	NA		45,668	
St Charles Hospital and Rehabilitation Center	93 110	1HO2MCO26180100		105,614	151,280
Grants for Preventive Medicine	93 117		225,537		225,537
Oral Diseases and Disorders Research	93 121		35,366		
Oral Diseases and Disorders Research	93 121		19,621		
Oral Diseases and Disorders Research	93 121		249		55,236
Nurse Anesthetist Traineeships	93 124		12,528		
Nurse Anesthetist Traineeships	93 124		13,229		25,757
NYS Department of Health	93 136	CO18578		88,016	88,016
Columbia University	93 145	5H4A1A000710302 4		4,885	
Columbia University	93 145	PO 553567 / 2H4A1A000710400		225,303	229,988
Coordinated Services and Access to Research for Women, Infants, Children, and Youth	93 153		82,347		
Coordinated Services and Access to Research for Women, Infants, Children, and Youth	93 153		609,244		

The accompanying notes are an integral part of this schedule

The Research Foundation of State University of New York
 Schedule of Expenditures of Federal Awards
 Year Ended June 30, 2006

	CFDA Number	Pass-Through Number	Direct Expenditures	Pass Through Expenditures	Total Expenditures
Other Federal Assistance					
Coordinated Services and Access to Research for Women, Infants, Children, and Youth	93 153		79,373		
Coordinated Services and Access to Research for Women, Infants, Children, and Youth	93 153		331,042		1 101 806
Geriatric Training for Physicians, Dentists and Behavioral/Mental Health Professionals	93 156		(427)		
Geriatric Training for Physicians, Dentists and Behavioral/Mental Health Professionals	93 156		22,356		
Research Related to Deafness and Communication Disorders	93 173		320,973		342 902
Research Related to Deafness and Communication Disorders	93 173		45,810		
National Research Service Award in Primary Care Medicine	93 185		15,830		61 040
Great Lakes Human Health Effects Research	93 208		221,946		221 946
Great Lakes Human Health Effects Research	93 208		52,490		
Great Lakes Human Health Effects Research	93 208		48,208		100,778
Research and Training in Complementary and Alternative Medicine	93 213		13,655		
Research and Training in Complementary and Alternative Medicine	93 213		9,816		
Research and Training in Complementary and Alternative Medicine	93 213		19,419		42,893
Partners of the Americas Inc	93 229	N/A		48 285	48,285
Brown University	93 230	122727322		44,400	
University of Missouri at Kansas City	93 230	3689		1 830	46,239
NYS Department of Health	93 235	CO20498		48,520	48 520
Mental Health Research Grants	93 242		148,022		
Mental Health Research Grants	93 242		18,356		
Mental Health Research Grants	93 242		18,176		
Mental Health Research Grants	93 242		40,479		225,033
County of Albany	93 243	134		85 450	
Education & Assistance Corporation	93 243	GFAT02008		62 260	
NYS Office of Alcoholism Substance Abuse Services	93 243	CO03311		72 032	
NYS Office of Alcoholism Substance Abuse Services	93 243	CO03311		48 794	
NYS Office of Alcoholism Substance Abuse Services	93 243	CO03313		40,748	
Substance Abuse and Mental Health Services, Projects of Regional and National Significance	93 243		316,086		
Substance Abuse and Mental Health Services, Projects of Regional and National Significance	93 243		21,874		
Substance Abuse and Mental Health Services, Projects of Regional and National Significance	93 243		109,940		758 122
Advanced Education Nursing Grant Program	93 247		62,886		
Advanced Education Nursing Grant Program	93 247		1 271		
Advanced Education Nursing Grant Program	93 247		356,113		
Advanced Education Nursing Grant Program	93 247		363 222		
Advanced Education Nursing Grant Program	93 247		147,931		931 423
Columbia University	93 249	SD20HP000160400		31 480	
Columbia University	93 249	n/a		93 583	
Health Research Inc	93 249	N/A		529	125 592
NYS Developmental Disabilities Planning Council	93 252	CO20482		32 097	32 097
Poison Control Stabilization and Enhancement Grants	93 253		52,077		
Poison Control Stabilization and Enhancement Grants	93 253		182,477		234 554
North Country Regional Emergency Medical Services	93 259	230702		48,045	48,045
Association of Occupational/Environmental Clinics	93 262	0000351438		1,808	1 808
Nurse Faculty Loan Program (NFLP)	93 264		36,000		36 000
Comprehensive Geriatric Education Program (CGEP)	93 265		39,207		39 207
Oronodaga County	93 268	N/A		1 640	
Oronodaga County	93 268	80504R1		40 342	
Oronodaga County	93 268	80504R1		44,803	
Oronodaga County	93 268	80504		(2,089)	
Oronodaga County	93 268	83604		522	85,324
Alcohol National Research Service Awards for Research Training	93 272		14 053		
Alcohol National Research Service Awards for Research Training	93 272		223,952		
Alcohol National Research Service Awards for Research Training	93 272		22,513		
Alcohol National Research Service Awards for Research Training	93 272		4,379		
Alcohol National Research Service Awards for Research Training	93 272		848		265 745
Capital Region BOCES	93 276	n/a		4 374	
Drug-Free Communities Support Program Grants	93 276		46,022		
Drug-Free Communities Support Program Grants	93 276		49,705		100,101
Drug Abuse Research Programs	93 279		29,687		
Drug Abuse Research Programs	93 279		26,775		
Drug Abuse Research Programs	93 279		17,063		
Drug Abuse Research Programs	93 279		9,638		83 163
Mental Health National Research Service Awards for Research Training	93 282		7,928		
Mental Health National Research Service Awards for Research Training	93 282		9,587		
Mental Health National Research Service Awards for Research Training	93 282		20,264		
Mental Health National Research Service Awards for Research Training	93 282		20,751		
Mental Health National Research Service Awards for Research Training	93 282		44,507		
Mental Health National Research Service Awards for Research Training	93 282		23,626		
Mental Health National Research Service Awards for Research Training	93 282		23,344		
Mental Health National Research Service Awards for Research Training	93 282		17,483		
Mental Health National Research Service Awards for Research Training	93 282		15,655		
Mental Health National Research Service Awards for Research Training	93 282		131,662		315 097
Association of Schools of Public Health	93 283	A10052122		11 133	
Association of Schools of Public Health	93 283	D32912323		28,618	
Association of Schools of Public Health	93 283	521442223		11 974	
Association of Schools of Public Health	93 283	n/a		41 120	
Centers for Disease Control and Prevention, Investigations and Technical Assistance	93 283		798,862		
Centers for Disease Control and Prevention, Investigations and Technical Assistance	93 283		306,453		
Centers for Disease Control and Prevention, Investigations and Technical Assistance	93 283		478,943		
Centers for Disease Control and Prevention, Investigations and Technical Assistance	93 283		525 752		
Centers for Disease Control and Prevention, Investigations and Technical Assistance	93 283		10		
Dutchess County Department of Health	93 283	050399605HD		101	
Health Research Inc	93 283	15012104		7 292	
Health Research Inc	93 283	15012704		10,483	
Health Research Inc	93 283	15011403		5,638	
Mount Sinai Medical Center	93 283	200200200384		53 401	2 277 783
Minority Health and Health Disparities Research	93 307		135 071		135 071
Advanced Education Nursing Traineeships	93 350		41,256		
Advanced Education Nursing Traineeships	93 350		67,476		
Advanced Education Nursing Traineeships	93 350		(2,300)		
Advanced Education Nursing Traineeships	93 350		165 721		
Advanced Education Nursing Traineeships	93 350		52,466		
Advanced Education Nursing Traineeships	93 350		40,355		
Nurse Education, Practice and Retention Grants	93 359		37,898		402 072
Nurse Education, Practice and Retention Grants	93 359		413,660		
Nurse Education, Practice and Retention Grants	93 359		289,220		
Nurse Education, Practice and Retention Grants	93 359		249,256		
Nurse Education, Practice and Retention Grants	93 359		4,788		
Nurse Education, Practice and Retention Grants	93 359		89,700		1 046,554
National Center for Research Resources	93 389		245,067		
National Center for Research Resources	93 389		252		
National Center for Research Resources	93 389		3,264		248 583
Cancer Research Manpower	93 398		42 822		
Cancer Research Manpower	93 398		24,585		
Cancer Research Manpower	93 398		404,702		472 109
Cancer Control	93 399		57		57
NYS Department of Labor	93 558	n/a		(541 313)	
NYS Department of Labor	93 558	n/a		(57 088)	
NYS Department of Labor	93 558	CO01405		330,535	
NYS Department of Labor	93 558	CO01404		(144)	

The accompanying notes are an integral part of this schedule

The Research Foundation of State University of New York

Schedule of Expenditures of Federal Awards

Year Ended June 30, 2006

	CFDA Number	Pass-Through Number	Direct Expenditures	Pass Through Expenditures	Total Expenditures
Other Federal Assistance					
NYS Office of Children and Family Services	93.558	N/A		189,607	
NYS Office of Children and Family Services	93.558	N/A		58,443	
NYS Office of Children and Family Services	93.558	N/A		222,320	
NYS Office of Children and Family Services	93.558	N/A		1,041,919	
NYS Office of Children and Family Services	93.558	N/A		157,964	
NYS Office of Children and Family Services	93.558	N/A		207,522	
NYS Office of Children and Family Services	93.558	N/A		1,027,358	
NYS Office of Children and Family Services	93.558	N/A		3,702,591	
NYS Office of Children and Family Services	93.558	N/A		210,856	
NYS Office of Children and Family Services	93.558	N/A		63,275	
NYS Office of Children and Family Services	93.558	N/A		56,751	
NYS Office of Children and Family Services	93.558	N/A		48,476	
NYS Office of Children and Family Services	93.558	NA		(7,289)	
NYS Office of Children and Family Services	93.558	NA		2,331	
NYS Office of Children and Family Services	93.558	NA		28,886	
NYS Office of Children and Family Services	93.558	NA		26,151	
NYS Office of Children and Family Services	93.558	NA		(26,755)	
NYS Office of Children and Family Services	93.558	NA		(35,062)	
NYS Office of Children and Family Services	93.558	NA		38,406	
NYS Office of Children and Family Services	93.558	CO24127		26,252	
NYS Office of Children and Family Services	93.558	CO24915		801,180	
NYS Office of Temporary & Disability Assistance	93.558	N/A		3,912,600	
NYS Office of Temporary & Disability Assistance	93.558	N/A		2,310,389	
NYS Office of Temporary & Disability Assistance	93.558	CO01354		5,768,024	
NYS Office of Temporary & Disability Assistance	93.558	C-1405		3,726,494	
NYS Office of Temporary & Disability Assistance	93.558	C-1404		50,108	
NYS Office of Children and Family Services	93.558	N/A		2,426,555	
NYS Office of Children and Family Services	93.558	N/A		1,607,585	
NYS Office of Children and Family Services	93.558	N/A		178,339	
NYS Office of Children and Family Services	93.558	N/A		128,731	
NYS Office of Children and Family Services	93.558	N/A		84,502	
NYS Office of Children and Family Services	93.558	N/A		3,718,087	
NYS Office of Children and Family Services	93.558	N/A		220,891	
SUNY at Stony Brook	93.558	NA		34,500	
SUNY at Stony Brook	93.558	NA		170,279	
SUNY at Stony Brook	93.558	NA		33,674	
SUNY at Stony Brook	93.558	CO24517		30,453	
SUNY at Stony Brook	93.558		85,312		32,136,052
Temporary Assistance for Needy Families	93.570	NYS PF 03-120		(5,102)	
National Collegiate Athletic Association	93.570	NYS PF 05:1017		67,382	62,220
National Youth Sports Program	93.575	CO01417		9,716	
NYS Office of Children and Family Services (2)	93.575	CO01515		816,076	
NYS Office of Children and Family Services (2)	93.575	CO01578		2,083,184	3,718,888
NYS Office of Children and Family Services (2)	93.596	N/A		100,333	
NYS Office of Children and Family Services (2)	93.596	N/A		232,581	
NYS Office of Children and Family Services (2)	93.596	N/A		283,891	
NYS Office of Children and Family Services (2)	93.596	N/A		64,711	
NYS Office of Children and Family Services (2)	93.596	NA		209	
NYS Office of Children and Family Services (2)	93.596	NA		81,280	
NYS Office of Children and Family Services (2)	93.596	NA		101,259	
NYS Office of Children and Family Services (2)	93.596	NA		268,563	
NYS Office of Children and Family Services (2)	93.596	NA		136,245	
NYS Office of Children and Family Services (2)	93.596	NA		273,239	
NYS Office of Children and Family Services (2)	93.596	NA		41,001	
NYS Office of Children and Family Services (2)	93.596	C-1580		2,441,508	
NYS Office of Children and Family Services (2)	93.596	N/A		491,888	
NYS Office of Children and Family Services (2)	93.596	N/A		299,508	
NYS Office of Children and Family Services (2)	93.596	CO01591		11,020,823	
NYS Office of Children and Family Services (2)	93.596	CO01514		662,627	
NYS Office of Children and Family Services (2)	93.596	C-1521		623,728	17,223,400
NYS Office of Children and Family Services (2)	93.596	CO01426		49,955	49,955
NYS Office of Children and Family Services (2)	93.630	562CO04A		60,794	
Florida Developmental Disabilities Council Inc	93.647	N/A		(1,081)	
NYS Office of Children and Family Services	93.647	N/A		(187,138)	
NYS Office of Children and Family Services	93.647	NA		(5,488)	
NYS Office of Children and Family Services	93.647	CO01431		(23,205)	
NYS Office of Children and Family Services	93.647	CO01430		(1,389)	
NYS Office of Children and Family Services	93.647	CO01261		250	
NYS Office of Children and Family Services	93.647	CO01180		48	
NYS Office of Children and Family Services	93.647	CO01181		2,831	
NYS Office of Temporary & Disability Assistance	93.647	NA		18,151	
NYS Office of Temporary & Disability Assistance	93.647	NA		(18,058)	(154,105)
Child Welfare Services Training Grants	93.648		95,955		
Child Welfare Services Training Grants	93.648		56,290		
Child Welfare Services Training Grants	93.648		151,793		
Child Welfare Services Training Grants	93.648		121,632		
Erie County Department of Social Services	93.648	ED1340		387,108	
Erie County Department of Social Services	93.648	NA		189,673	
Erie County Department of Social Services	93.648	N/A		154,641	
Erie County Department of Social Services	93.648	NA		55,303	
Erie County Department of Social Services	93.648	N/A		7,207	1,220,662
Hazareth College	93.658	N/A		64,038	
NYS Office of Children and Family Services	93.658	N/A		50,230	
NYS Office of Children and Family Services	93.658	N/A		1,423,338	
NYS Office of Children and Family Services	93.658	CO01632		3,519,017	5,050,220
NYS Office of Children and Family Services	93.667	C-1520		60,306	
Erie County Department of Social Services	93.667	ED958		55,080	
Erie County Department of Social Services	93.667	ED959		228,803	
Erie County Department of Social Services	93.667	ED1336		145,321	
Erie County Department of Social Services	93.667	ED1335		1,809	
Essex County Department of Social Services	93.667	N/A		11,709	
Genesee County Department of Social Services	93.667	N/A		71,742	
Herkimer County Department of Social Services	93.667	N/A		102,152	
Herkimer County Department of Social Services	93.667	A20340		5,520	
Monroe County Division of Social Services	93.667	A20340		5,868	
Monroe County Division of Social Services	93.667	106486(SAP)		4,885	
Monroe County Division of Social Services	93.667	106486(SAP)		4,875	
Monroe County Division of Social Services	93.667	205		18,991	
Monroe County Division of Social Services	93.667	606		12,483	
Monroe County Division of Social Services	93.667	N/A		20,268	
NYS Office of Children and Family Services	93.667	N/A		14,144	
NYS Office of Children and Family Services	93.667	CO00755		37,948	
NYS Office of Children and Family Services	93.667	N/A		658,719	
NYS Office of Children and Family Services	93.667	N/A		137,246	
NYS Office of Children and Family Services	93.667	N/A		597,895	
NYS Office of Children and Family Services	93.667	N/A		218,850	
NYS Office of Children and Family Services	93.667	N/A		160,754	
NYS Office of Children and Family Services	93.667	N/A		211,848	
NYS Office of Children and Family Services	93.667	N/A		94,530	

The accompanying notes are an integral part of this schedule

The Research Foundation of State University of New York

Schedule of Expenditures of Federal Awards

Year Ended June 30, 2006

	CFDA Number	Pass-Through Number	Direct Expenditures	Pass Through Expenditures	Total Expenditures
Other Federal Assistance					
NYS Office of Children and Family Services	93.667	N/A		252,374	
NYS Office of Children and Family Services	93.667	N/A		16,743	
NYS Office of Children and Family Services	93.667	N/A		537,350	
NYS Office of Children and Family Services	93.667	N/A		58,016	
NYS Office of Children and Family Services	93.667	N/A		150,364	
NYS Office of Children and Family Services	93.667	C000755		165,655	
NYS Office of Children and Family Services	93.667	C000645		22,028	
NYS Office of Children and Family Services	93.667	C000646		328,852	
NYS Office of Children and Family Services	93.667	C000639		182,032	
NYS Office of Children and Family Services	93.667	C000647		50,842	
NYS Office of Children and Family Services	93.667	C000640		69,061	
NYS Office of Children and Family Services	93.667	C000642		858,804	
NYS Office of Children and Family Services	93.667	C000641		454,735	
NYS Office of Children and Family Services	93.667	C000648		55,595	
NYS Office of Children and Family Services	93.667	C000644		187,620	
NYS Office of Children and Family Services	93.667	C000643		1,061,770	
NYS Office of Children and Family Services	93.667	C000637		37,654	
NYS Office of Children and Family Services	93.667	C000638		701,280	
NYS Office of Children and Family Services	93.667	C000687		875,085	
NYS Office of Children and Family Services	93.667	C000649		130,100	
NYS Office of Children and Family Services	93.667	C000680		225,837	
NYS Office of Children and Family Services	93.667	N/A		103,270	
NYS Office of Temporary & Disability Assistance	93.667	C000723		460,259	
NYS Office of Temporary & Disability Assistance	93.667	C000735		780,210	
NYS Office of Temporary & Disability Assistance	93.667	C000725		37,614	
NYS Office of Temporary & Disability Assistance	93.667	C000724		406,532	
NYS Office of Temporary & Disability Assistance	93.667	N/A		396,144	
NYS Office of Temporary & Disability Assistance	93.667	C000728		104,865	
NYS Office of Temporary & Disability Assistance	93.667	N/A		324,773	
NYS Office of Temporary & Disability Assistance	93.667	C000692		740,096	
NYS Office of Temporary & Disability Assistance	93.667	C000679		500,232	
NYS Office of Temporary & Disability Assistance	93.667	C000697		48,718	
NYS Office of Temporary & Disability Assistance	93.667	C000696		86,430	
NYS Office of Temporary & Disability Assistance	93.667	C000678		791,910	
NYS Office of Temporary & Disability Assistance	93.667	C000695		428,057	
NYS Office of Temporary & Disability Assistance	93.667	C000698		440,750	
NYS Office of Temporary & Disability Assistance	93.667	C000945		(89)	
NYS Office of Temporary & Disability Assistance	93.667	C000921		31,515	
NYS Office of Temporary & Disability Assistance	93.667	C000156		616,859	
NYS Office of Temporary & Disability Assistance	93.667	C000161		134,113	
Ontario County Department of Social Services	93.667	N/A		30,732	
Ontario County Department of Social Services	93.667	N/A		19,412	15,064,615
Child Abuse and Neglect Discretionary Activities	93.670		21,712		21,712
NYS Office of Children and Family Services	93.778	N/A		1,038,728	
NYS Office of Children and Family Services	93.778	N/A		109,701	
NYS Office of Children and Family Services	93.778	N/A		278,091	
NYS Office of Children and Family Services	93.778	N/A		142,408	
NYS Office of Children and Family Services	93.778	N/A		265,603	
NYS Office of Children and Family Services	93.778	N/A		2,155,517	
NYS Office of Children and Family Services	93.778	N/A		20,476	
NYS Office of Children and Family Services	93.778	N/A		3,930	
NYS Office of Children and Family Services	93.778	N/A		38,456	
NYS Office of Children and Family Services	93.778	N/A		754	
NYS Office of Children and Family Services	93.778	N/A		17,518	
NYS Office of Children and Family Services	93.778	N/A		2,556,398	
NYS Office of Children and Family Services	93.778	N/A		363,363	
NYS Office of Children and Family Services	93.778	N/A		165,268	
NYS Office of Children and Family Services	93.778	N/A		2,353,094	
NYS Office of Children and Family Services	93.778	N/A		338,301	9,645,606
NYS Department of Health	93.779	CD19267		50,470	
NYS Department of Social Services	93.779	01687970		292,059	
NYS Office of Mental Retardation & Dev Dis	93.779	N/A		101,001	443,500
Health Careers Opportunity Program	93.822		185,400		
Health Careers Opportunity Program	93.822		227,328		412,728
Basic/Core Area Health Education Centers	93.824		1,555,012		
Basic/Core Area Health Education Centers	93.824		1,536,349		
Northern Area Health Education Center	93.824	N/A		3,007	3,005,058
Heart and Vascular Diseases Research	93.837		15,438		15,438
Lung Diseases Research	93.838		59,539		
Lung Diseases Research	93.838		54,286		113,825
Lung Diseases Research	93.839		357		357
Blood Diseases and Resources Research	93.846		5,823		5,823
Arthritis, Musculoskeletal and Skin Diseases Research	93.847		277,604		
Diabetes, Endocrinology and Metabolism Research	93.847		4,596		
Diabetes, Endocrinology and Metabolism Research	93.847		330,440		
Diabetes, Endocrinology and Metabolism Research	93.847		29,122		641,762
Digestive Diseases and Nutrition Research	93.848		21,591		21,591
Kidney Diseases, Urology and Hematology Research	93.849		24,502		
Kidney Diseases, Urology and Hematology Research	93.849		79,557		
Kidney Diseases, Urology and Hematology Research	93.849		19		104,078
Extramural Research Programs in the Neurosciences and Neurological Disorders	93.853		(4,834)		
Extramural Research Programs in the Neurosciences and Neurological Disorders	93.853		176,221		
Extramural Research Programs in the Neurosciences and Neurological Disorders	93.853		4,533		
Extramural Research Programs in the Neurosciences and Neurological Disorders	93.853		7,101		
Extramural Research Programs in the Neurosciences and Neurological Disorders	93.853		21,148		
Extramural Research Programs in the Neurosciences and Neurological Disorders	93.853		21,377		
Extramural Research Programs in the Neurosciences and Neurological Disorders	93.853		35,204		
Extramural Research Programs in the Neurosciences and Neurological Disorders	93.853		2,829		268,570
Health Research Inc	93.856	284701		8,377	
Health Research Inc	93.856	284702		17,382	
Microbiology and Infectious Diseases Research	93.856		23,786		
Microbiology and Infectious Diseases Research	93.856		100,844		
Microbiology and Infectious Diseases Research	93.856		14,260		
Microbiology and Infectious Diseases Research	93.856		37,034		
Microbiology and Infectious Diseases Research	93.856		288,363		480,048
Biomedical Research and Research Training	93.859		66,998		
Biomedical Research and Research Training	93.859		130,296		
Biomedical Research and Research Training	93.859		17,798		
Biomedical Research and Research Training	93.859		25,167		
Biomedical Research and Research Training	93.859		6,041		
Biomedical Research and Research Training	93.859		123,979		
Biomedical Research and Research Training	93.859		198,725		
Biomedical Research and Research Training	93.859		231,029		
Biomedical Research and Research Training	93.859		558,732		
Biomedical Research and Research Training	93.859		228,391		
Biomedical Research and Research Training	93.859		46,070		
Biomedical Research and Research Training	93.859		15,604		
Biomedical Research and Research Training	93.859		6,153		
Biomedical Research and Research Training	93.859		12,811		

The accompanying notes are an integral part of this schedule

The Research Foundation of State University of New York

Schedule of Expenditures of Federal Awards

Year Ended June 30, 2006

	CFDA Number	Pass-Through Number	Direct Expenditures	Pass Through Expenditures	Total Expenditures
Other Federal Assistance					
Biomedical Research and Research Training	93.859		5,922		
Biomedical Research and Research Training	93.859		9,953		
Biomedical Research and Research Training	93.859		23,095		
Biomedical Research and Research Training	93.859		36,612		
Biomedical Research and Research Training	93.859		116,777		
Biomedical Research and Research Training	93.859		76,064		
Biomedical Research and Research Training	93.859		130,863		2,060,050
Child Health and Human Development Extramural Research	93.865		43,273		
Child Health and Human Development Extramural Research	93.865		8,600		
Child Health and Human Development Extramural Research	93.865		173,048		224,021
Research Foundation for Mental Hygiene	93.866	00245B10029225	-	18,812	18,812
Vision Research	93.867		14,921		
Vision Research	93.867		30,879		
Vision Research	93.867		1,554		
Vision Research	93.867		315		
New York Academy of Medicine	93.879	H01LM13521	-	37,858	37,858
Grants for Training in Primary Care Medicine and Dentistry	93.884		2,604		
Grants for Training in Primary Care Medicine and Dentistry	93.884		228,958		
Grants for Training in Primary Care Medicine and Dentistry	93.884		248,294		
Grants for Training in Primary Care Medicine and Dentistry	93.884		145,535		
Grants for Training in Primary Care Medicine and Dentistry	93.884		130,042		
Grants for Training in Primary Care Medicine and Dentistry	93.884		105,613		
Grants for Training in Primary Care Medicine and Dentistry	93.884		121,728		
Grants for Training in Primary Care Medicine and Dentistry	93.884		137,614		
Grants for Training in Primary Care Medicine and Dentistry	93.884		7,066		
Grants for Training in Primary Care Medicine and Dentistry	93.884		2,572		
Grants for Training in Primary Care Medicine and Dentistry	93.884		6,816		
Grants for Training in Primary Care Medicine and Dentistry	93.884		5,701		
Grants for Training in Primary Care Medicine and Dentistry	93.884		167,737		
Grants for Training in Primary Care Medicine and Dentistry	93.884		197,949		
NYS Department of Health	93.884	C017362	-	31,305	31,305
Health Research Inc	93.889	285601	-	226,732	226,732
Health Research Inc	93.889	585701	-	18,624	18,624
Health Research Inc	93.889	250502	-	30,597	30,597
Resource and Manpower Development in the Environmental Health Sciences	93.894		23,222		23,222
Medical and Health Research Association of NYC	93.913	99ATC364	-	(174)	(174)
Health Research Inc	93.914	224603	-	120,803	120,803
Health Research Inc	93.914	233403	-	102,170	102,170
Health Research Inc	93.914	N/A	-	45,355	45,355
Health Research Inc	93.914	N/A	-	47,718	47,718
Medical and Health Research Association of NYC	93.914	99ATC364	-	43,245	43,245
Medical and Health Research Association of NYC	93.914	N/A	-	83,050	83,050
Medical and Health Research Association of NYC	93.914	00HC5364	-	43,001	43,001
Medical and Health Research Association of NYC	93.914	N/A	-	76,510	76,510
Medical and Health Research Association of NYC	93.914	040HC364	-	280,785	280,785
Medical and Health Research Association of NYC	93.914	99ATC364	-	107,672	107,672
Medical and Health Research Association of NYC	93.914	00HC5364	-	103,429	103,429
Medical and Health Research Association of NYC	93.914	98SC5364	-	163,795	163,795
Medical and Health Research Association of NYC	93.914	98SC5364	-	2	2
Medical and Health Research Association of NYC	93.914	N/A	-	(102,012)	(102,012)
United Way of Long Island	93.914	N/A	-	29,776	29,776
United Way of Long Island	93.914	N/A	-	16,020	16,020
United Way of Long Island	93.914	9410	-	13,458	13,458
United Way of Long Island	93.914	N/A	-	30,409	30,409
United Way of Long Island	93.914	5202	-	6,130	6,130
United Way of Long Island	93.914	9410	-	350,000	350,000
United Way of Long Island	93.914	5202	-	21,440	21,440
United Way of Long Island	93.914	5331	-	02,900	02,900
United Way of Long Island	93.914	5666	-	44,157	44,157
United Way of Long Island	93.914	5502	-	60,612	60,612
United Way of Long Island	93.914	4666	-	(527)	(527)
United Way of Long Island	93.914	4502	-	(3,576)	(3,576)
United Way of Long Island	93.914	4331	-	(6,142)	(6,142)
Health Research Inc	93.917	224102	-	67,056	67,056
Health Research Inc	93.917	224102	-	13,084	13,084
Health Research Inc	93.917	245403	-	25,766	25,766
Health Research Inc	93.917	245402	-	171,088	171,088
NYS Department of Health	93.917	15335715	-	60,577	60,577
Grants to Provide Outpatient Early Intervention Services with Respect to HIV Disease	93.918		390,337		
Grants to Provide Outpatient Early Intervention Services with Respect to HIV Disease	93.918		500,610		
Grants to Provide Outpatient Early Intervention Services with Respect to HIV Disease	93.918		(107)		(107)
Health Research Inc	93.919	15341008	-	(14,829)	(14,829)
Health Research Inc	93.940	15334017	-	1,487	1,487
Health Research Inc	93.940	N/A	-	12,991	12,991
Health Research Inc	93.945	256501	-	220	220
NYS Office of Alcoholism Substance Abuse Services	93.959	C003313	-	16,024	16,024
NYS Office of Alcoholism Substance Abuse Services	93.959	C003308	-	18,260	18,260
Public Health Traineeships	93.964		23,604		23,604
Clinton County Office for the Aging	93.969	N/A	-	9,817	9,817
Geriatric Education Centers	93.969		4,770		
Geriatric Education Centers	93.969		131,306		
University of Rochester	93.969	2D31HP701180600	-	31,653	31,653
University of Rochester	93.969	PO413129001G	-	43,872	43,872
Preventive Health Services, Sexually Transmitted Diseases Research, Demonstrations, and Public Information and Education Grants	93.978		80,296		
Preventive Health Services, Sexually Transmitted Diseases Research, Demonstrations, and Public Information and Education Grants	93.978		139,908		220,204
New York City Department of Education	93.982	N/A	-	53,915	53,915
International Research and Research Training	93.989		179,784		
International Research and Research Training	93.989		(6,779)		
International Research and Research Training	93.989		6,277		
International Research and Research Training	93.989		56,159		
International Research and Research Training	93.989		481,338		
International Research and Research Training	93.989		13,819		
Yale University	93.989	DKP1090511	-	104,338	104,338
Yale University	93.989	N/A	-	3,481	3,481
NYS Department of Health	93.994	C019081	-	27,117	27,117
NYS Department of Health	93.994	C019081	-	22,270	22,270
NYS Department of Health	93.994	C019083	-	42,338	42,338
Lourdes Hospital	93.995	n/a	-	24,309	24,309
Lourdes Hospital	93.995	n/a	-	18,011	18,011
Columbia University	93.996	2T01HP014110300	-	117,570	117,570
Total Department of Health and Human Services			20,951,937	90,572,437	111,523,374
Corporation for National and Community Service					
Corporation for National & Community Service	94		328,598		328,598
Retired and Senior Volunteer Program	94.002		53,116		53,116

The accompanying notes are an integral part of this schedule

The Research Foundation of State University of New York

Schedule of Expenditures of Federal Awards

Year Ended June 30, 2006

	CFDA Number	Pass-Through Number	Direct Expenditures	Pass Through Expenditures	Total Expenditures
Other Federal Assistance					
Retired and Senior Volunteer Program	94.002		52,256		105,372
Learn and Serve America_Higher Education	94.005		121,628		121,628
NYS Commission on National and Community Service	94.006	CO24019		35,052	
NYS Commission on National and Community Service	94.006	CO24019		83,054	
NYS Commission on National and Community Service	94.006	CO23923		47,360	
NYS Commission on National and Community Service	94.006	CO23923		98,151	268,417
NYS Office of Children and Family Services	94.007	TD10989		504	
NYS Office of Children and Family Services	94.007	TD10907		4,278	4,782
Total Corporation for National and Community Service			555,598	271,199	826,797
Department of Homeland Security					
University Heights Community Devel Association Inc	97.004	N/A		4,673	4,673
Total Department of Homeland Security			-	4,673	4,673
US Agency for International Development					
USAID Foreign Assistance for Programs Overseas	98.001		5,037,448		
USAID Foreign Assistance for Programs Overseas	98.001		1,429,325		
USAID Foreign Assistance for Programs Overseas	98.001		341,028		
USAID Foreign Assistance for Programs Overseas	98.001		17,357		
USAID Foreign Assistance for Programs Overseas	98.001		664,157		
USAID Foreign Assistance for Programs Overseas	98.001		814,413		
USAID Foreign Assistance for Programs Overseas	98.001		10,167		
USAID Foreign Assistance for Programs Overseas	98.001		1,479,992		
USAID Foreign Assistance for Programs Overseas	98.001		1,113,491		
USAID Foreign Assistance for Programs Overseas	98.001		12,741		
USAID Foreign Assistance for Programs Overseas	98.001		2,455,679		
USAID Foreign Assistance for Programs Overseas	98.001		1,206,932		
USAID Foreign Assistance for Programs Overseas	98.001		2,376		
USAID Foreign Assistance for Programs Overseas	98.001		833,977		
USAID Foreign Assistance for Programs Overseas	98.001		399,006		
USAID Foreign Assistance for Programs Overseas	98.001		56,595		
USAID Foreign Assistance for Programs Overseas	98.001		561,795		
American Council on Education	98.000	N/A		25,037	
Development Alternatives Inc	98.001	533010005P001		16,957	
Casale & Associates	98.001	CASLP2186		36,061	
Checcoli & Company Consulting Incorporated	98.001	Agreement 3-15-05		3,820	
National Democratic Inst for International Affairs	98.001	0404651RA0408		1,568,477	18,087,031
Total US Agency for International Development			18,436,678	1,650,352	18,087,031
Total Other Federal Assistance			73,091,657	110,356,270	191,447,927
TOTAL EXPENDITURES OF FEDERAL AWARDS			\$ 347,526,809	\$ 161,971,150	\$ 509,497,959

Cluster Footnotes

- (1) TRIO Cluster, total expenditures = \$9,255,188
- (2) CCDF Cluster, total expenditures = \$20,042,478
- (3) WIA Cluster, total expenditures = \$99,673
- (4) Highway Safety Cluster, total expenditures = \$1,076,604
- (5) Special Education Cluster (IDEAL), total expenditures = \$178,771
- (6) Foodstamp Cluster, total expenditures = \$2,925,027

The accompanying notes are an integral part of this schedule

The Research Foundation of State University of New York
Notes to Schedule of Expenditures of Federal Awards
June 30, 2006

1. Basis of Presentation

The accompanying schedule of expenditures of federal awards presents the direct and indirect expenditures of federal financial assistance programs administered by The Research Foundation of State University of New York ("RF"). The amounts reported were obtained from the RF's general ledger which is the source of the federal financial reports and is maintained on an accrual basis. However, the Schedule of Expenditures of Federal Awards is prepared on the cash basis. Negative amounts represent adjustments to expenditures reported in prior years in the normal course of business. Pass-through amounts are reported under the related CFDA number, as indicated on the schedule.

The RF's annual audited financial statements are prepared on the accrual basis. The following is a reconciliation of the total sponsored program expenses as reported in the RF's annual financial statements (accrual basis) (Statement of Activity) to the federal expenditures reported in the RF's Schedule of Federal Awards (cash basis):

Total sponsored program direct expenses reported in the statement of activity – accrual basis	\$ 587,061,706
Total sponsored program indirect expenses – reported in the statement of activity – accrual basis	168,128,411
Adjustments for unreimbursed indirect cost expenditures	(45,078,207)
Adjustments to present the Schedule of Expenditures of Federal Awards on a cash basis	14,451,601
Non-federal expenses – cash basis	<u>(215,065,552)</u>
 Expenditures in the Schedule of Expenditures of Federal Awards - cash basis	 <u>\$ 509,497,959</u>

2. Subrecipients

Of the federal expenditures presented in the schedule, the Research Foundation of the State University of New York provided the federal awards to subrecipients as follows (for both Research and Development and Other Federal Expenditures):

Program Title	Federal CFDA Number	Research and Development	Non R & D Funding
Grants for Agricultural Research_Competitive Research Grants	10 206	\$ 55,939	\$ -
Integrated Programs	10 303	33,200	-
Forestry Research	10 652	44,460	-
Cooperative Forestry Assistance	10 664	20,000	-
Sea Grant Support	11 417	1,032,883	-
Special Oceanic and Atmospheric Projects	11 460	8,002	-
Unallied Science Program	11 472	48,406	-
Center for Sponsored Coastal Ocean Research_Coastal Ocean Program	11 478	332,699	-
Department of Defense	12 000	686,567	-
Collaborative Research and Development	12 114	17,501	-
Basic and Applied Scientific Research	12 300	314,556	-
Military Medical Research and Development	12 420	45,315	32,737

The Research Foundation of State University of New York
Notes to Schedule of Expenditures of Federal Awards
June 30, 2006

Program Title	Federal CFDA Number	Research and Development	Non R & D Funding
Basic Scientific Research	12 431	524,585	-
Air Force Defense Research Sciences Program	12 800	148,839	-
Research and Technology Development	12 910	12,378	-
Community Development Block Grants/Brownfields Economic Development Initiative	14 246	-	13,872
U S Geological Survey_ Research and Data Collection	15 808	217,164	-
WIA Adult Program	17 258	-	65,890
Highway Planning and Construction	20 205	698,517	-
National Aeronautics and Space Administration	43 000	299,110	-
Aerospace Education Services Program	43 001	103,929	-
Technology Transfer	43 002	85,460	-
National Science Foundation	47 000	210,859	-
Engineering Grants	47 041	1,314,138	28,177
Mathematical and Physical Sciences	47 049	912,482	-
Geosciences	47 050	1,048,053	-
Computer and Information Science and Engineering	47 070	234,998	-
Biological Sciences	47 074	306,156	1,658
Social, Behavioral, and Economic Sciences	47 075	33,400	-
Education and Human Resources	47 076	31,891	438,817
International Science and Engineering (OISE)	47 079	72,770	-
Small Business Development Center	59 037	-	3,325,666
Veterans Entrepreneurial Training and Counseling	59 044	-	31,207
Regional Wetland Program Development Grants	66 461	18,917	-
Great Lakes Program	66 469	35,065	-
Environmental Protection_Consolidated Research	66 500	12,341	-
Science To Achieve Results (STAR) Research Program	66 509	75,403	-
Surveys, Studies, Investigations and Special Purpose Grants	66 606	57,343	-
Superfund State, Political Subdivision, and Indian Tribe Site_Specific Cooperative Agreements	66 802	-	7,200
Department of Energy	81 000	71,043	-
Office of Science Financial Assistance Program	81 049	112,474	-
Defense Nuclear Nonproliferation Research	81 113	38,862	-
Migrant Education_State Grant Program	84 011	-	25,000
International Research and Studies	84 017	-	46,844
Fund for the Improvement of Postsecondary Education	84 116	-	15,304
National Institute on Disability and Rehabilitation Research	84 133	240,836	-
Safe and Drug-Free Schools and Communities_National Programs	84 184	7,767	-
Fund for the Improvement of Education	84 215	-	1,795
Tech-Prep Education	84 243	-	63,344
Education Research, Development and Dissemination	84 305	11,534	-
Gaining Early Awareness and Readiness for Undergraduate Programs	84 334	-	1,343
Improving Teacher Quality State Grants	84 367	-	149,481
National Historical Publications and Records Grants	89 003	111,131	-
Department of Health and Human Services	93 000	103,306	-
Public Health and Social Services Emergency Fund	93 003	-	100,000
Food and Drug Administration_Research	93 103	(8,836)	-
Oral Diseases and Disorders Research	93 121	878,975	-
Centers for Research and Demonstration for Health Promotion and Disease Prevention	93 135	3,825	-
Injury Prevention and Control Research and State and Community Based Programs	93 136	64,807	-
Coordinated Services and Access to Research for Women, Infants, Children, and Youth	93 153	1,118,327	-
Research Related to Deafness and Communication Disorders	93 173	514,925	-
Great Lakes Human Health Effects Research	93 208	126,526	-
Research on Healthcare Costs, Quality and Outcomes	93 226	50,463	-
Abstinence Education Program	93 235	-	13,489
Mental Health Research Grants	93 242	2,289,313	-

The Research Foundation of State University of New York
Notes to Schedule of Expenditures of Federal Awards
June 30, 2006

Program Title	Federal CFDA Number	Research and Development	Non R & D Funding
Substance Abuse and Mental Health Services_Projects of Regional and National Significance	93 243	-	7.788
Alcohol Research Programs	93 273	4,621,260	-
Drug Abuse Research Programs	93 279	314,898	-
Centers for Disease Control and Prevention_Investigations and Technical Assistance	93 283	-	276,821
Discovery and Applied Research for Technological Innovations to Improve Human Health	93 286	85,274	-
Minority Health and Health Disparities Research	93 307	193,290	-
National Center for Research Resources	93 389	227,471	-
Cancer Cause and Prevention Research	93 393	522,652	-
Cancer Treatment Research	93 395	364,642	-
Cancer Control	93 399	95,088	(295)
Temporary Assistance for Needy Families	93 558	-	2,591,576
Child Care and Development Block Grant	93 575	-	3,547,210
Social Services Block Grant	93 667	-	18,000
Centers for Medicare and Medicaid Services (CMS) Research, Demonstrations and Evaluations	93 779	374,589	9,670
Basic/Core Area Health Education Centers	93 824	-	2,728,363
Heart and Vascular Diseases Research	93 837	656,396	-
Blood Diseases and Resources Research	93 839	(3,838)	-
Arthritis, Musculoskeletal and Skin Diseases Research	93 846	69,539	-
Diabetes, Endocrinology and Metabolism Research	93 847	130,968	-
Digestive Diseases and Nutrition Research	93 848	11,754	-
Kidney Diseases, Urology and Hematology Research	93 849	106,318	-
Extramural Research Programs in the Neurosciences and Neurological Disorders	93 853	177,710	-
Allergy, Immunology and Transplantation Research	93 855	59,401	-
Microbiology and Infectious Diseases Research	93 856	223,733	-
Biomedical Research and Research Training	93 859	839,342	40,071
Child Health and Human Development Extramural Research	93 865	231,215	-
Vision Research	93 867	84,027	-
Grants for Training in Primary Care Medicine and Dentistry	93 884	-	57,245
HIV Emergency Relief Project Grants	93 914	-	294,691
HIV Prevention Activities_Health Department Based	93 940	8,500	-
International Research and Research Training	93 989	-	87,392
Bioterrorism Training and Curriculum Development Program	93 996	-	21,496
Planning and Program Development Grants	94 007	(2,126)	-
Social Security_Research and Demonstration	96 007	23,805	-
USAID Foreign Assistance for Programs Overseas	98 001	277,538	1,164,260
		<u>\$ 24,522,050</u>	<u>\$ 15,206,112</u>

PART II
REPORTS ON INTERNAL CONTROLS
AND COMPLIANCE

Report of Independent Auditors on Internal Control over Financial Reporting and on Compliance and Other Matters Based on an Audit of Financial Statements Performed in Accordance with *Government Auditing Standards*

To Board of Directors
The Research Foundation of State University of New York

We have audited the financial statements of The Research Foundation of State University of New York ("RF") as of and for the years ended June 30, 2006 and 2005, and have issued our report thereon dated August 25, 2006. We conducted our audit in accordance with auditing standards generally accepted in the United States of America and the standards applicable to financial audits contained in *Government Auditing Standards*, issued by the Comptroller General of the United States.

Internal Control Over Financial Reporting


In planning and performing our audit, we considered the RF's internal control over financial reporting in order to determine our auditing procedures for the purpose of expressing our opinion on the financial statements and not to provide an opinion on the internal control over financial reporting. Our consideration of the internal control over financial reporting would not necessarily disclose all matters in the internal control over financial reporting that might be material weaknesses. A material weakness is a reportable condition in which the design or operation of one or more of the internal control components does not reduce to a relatively low level the risk that misstatements caused by error or fraud in amounts that would be material in relation to the financial statements being audited may occur and not be detected within a timely period by employees in the normal course of performing their assigned functions. We noted no matters involving the internal control over financial reporting and its operation that we consider to be material weaknesses.

Compliance and Other Matters

As part of obtaining reasonable assurance about whether the RF's financial statements are free of material misstatement, we performed tests of its compliance with certain provisions of laws, regulations, contracts and grant agreements, noncompliance with which could have a direct and material effect on the determination of financial statement amounts. However, providing an opinion on compliance with those provisions was not an objective of our audit and, accordingly, we do not express such an opinion. The results of our tests disclosed no instances of noncompliance or other matters that are required to be reported under *Government Auditing Standards*.

We noted certain matters that we reported to management of the RF in a separate letter dated August 25, 2006.

This report is intended solely for the information and use of RF's audit committee, management, federal awarding agencies and pass-through entities, and is not intended to be and should not be used by anyone other than those specified parties.

A handwritten signature in cursive script that reads "PricewaterhouseCoopers LLP".

Albany, New York
August 25, 2006

**Report of Independent Auditors on Compliance with Requirements
Applicable to Each Major Program and on Internal Control Over
Compliance in Accordance with OMB Circular A-133**

To Board of Directors
The Research Foundation of State University of New York

Compliance

We have audited the compliance of The Research Foundation of State University of New York ("RF") with the types of compliance requirements described in the U.S. Office of Management and Budget (OMB) *Circular A-133 Compliance Supplement* that are applicable to each of its major federal programs for the year ended June 30, 2006. The RF's major federal programs are identified in the summary of auditor's results section of the accompanying schedule of findings and questioned costs. Compliance with the requirements of laws, regulations, contracts and grants applicable to each of its major federal programs is the responsibility of the RF's management. Our responsibility is to express an opinion on the RF's compliance based on our audit.

We conducted our audit of compliance in accordance with auditing standards generally accepted in the United States of America; the standards applicable to financial audits contained in *Government Auditing Standards*, issued by the Comptroller General of the United States; and OMB Circular A-133, *Audits of States, Local Governments, and Non-Profit Organizations*. Those standards and OMB Circular A-133 require that we plan and perform the audit to obtain reasonable assurance about whether noncompliance with the types of compliance requirements referred to above that could have a direct and material effect on a major federal program occurred. An audit includes examining, on a test basis, evidence about the RF's compliance with those requirements and performing such other procedures as we considered necessary in the circumstances. We believe that our audit provides a reasonable basis for our opinion. Our audit does not provide a legal determination of the RF's compliance with those requirements.

In our opinion, the RF complied, in all material respects, with the requirements referred to above that are applicable to each of its major federal programs for the year ended June 30, 2006. However, the results of our auditing procedures disclosed instances of noncompliance with those requirements, which are required to be reported in accordance with OMB Circular A-133 and which are described in the accompanying schedule of findings and questioned costs as items 06-01 through 06-06.


Internal Control Over Compliance

The management of the RF is responsible for establishing and maintaining effective internal control over compliance with the requirements of laws, regulations, contracts and grants applicable to federal programs. In planning and performing our audit, we considered the RF's internal control over compliance with requirements that could have a direct and material effect on a major federal program in

order to determine our auditing procedures for the purpose of expressing our opinion on compliance and to test and report on the internal control over compliance in accordance with OMB Circular A-133.

Our consideration of the internal control over compliance would not necessarily disclose all matters in the internal control that might be material weaknesses. A material weakness is a reportable condition in which the design or operation of one or more of the internal control components does not reduce to a relatively low level the risk that noncompliance with applicable requirements of laws, regulations, contracts and grants caused by error or fraud that would be material in relation to a major federal program being audited may occur and not be detected within a timely period by employees in the normal course of performing their assigned functions. We noted no matters involving the internal control over compliance and its operation that we consider to be material weaknesses.

This report is intended solely for the information and use of the RF's audit committee, management, and federal awarding agencies and pass-through entities and is not intended to be and should not be used by anyone other than those specified parties.

A handwritten signature in cursive script, appearing to read "PricewaterhouseCoopers".

Albany, New York
October 16, 2006

PART III
FINDINGS

The Research Foundation of State University of New York
Schedule of Findings and Questioned Costs
June 30, 2006

I. Summary of Auditor's Results

FINANCIAL STATEMENTS

Type of audit report issued on the financial statements	Unqualified
Material weaknesses identified.	No
Reportable conditions identified by the audit of the financial statements, not considered to be material weaknesses.	None reported
Noncompliance which is material to the financial statements	No

FEDERAL AWARDS

Material weaknesses in internal control over major programs	No
Reportable conditions identified that are not considered to be material weaknesses.	None reported
Type of report issued on compliance for major programs	Unqualified
Audit findings required to be reported under OMB Circular A-133 Revised, paragraph .510a	Yes, see part III of this schedule
Major programs	Research Development Cluster Education and Human Resources (47.076) Migrant Education (84.011) Medicaid (93.778) Temporary Assistance for Needy Families (93.558) Administration for Children and Families (93.658)
Dollar threshold used to distinguish between Type A and Type B programs	\$3,000,000
Auditee qualifies as a low-risk auditee?	Yes

II. Findings Related to the Financial Statements Which are Required to be Reported in Accordance with Generally Accepted Auditing Standards

None

The Research Foundation of State University of New York
Schedule of Findings and Questioned Costs
June 30, 2006

III. Federal Award Findings and Questioned Costs

Finding 06-01 - Reporting

For 3 out of 55 grants tested, required technical reports and/or progress reports were not submitted timely (Circular A-110, section 51). The delinquencies ranged from 57 to 62 days for the following CFDA numbers: grant numbers: CFDA # 12.300:32900; CFDA # 20.205:12459; CDFA # 47.070:27024.

All findings were within the Research and Development Cluster.

Cause

The RF has implemented monitoring controls to track and monitor report submissions in 2006, but further reinforcement is required.

Effect

Two reports were submitted late.

Recommendation

We recommend that monitoring controls and related follow-up from monitoring controls be enhanced to ensure compliance with filing requirements. We recommend that evidence to support timely submission be retained in compliance with the RF's document retention policies.

Management's View

We agree. It should be noted that for all 55 grants tested, the technical and/or progress reports were submitted to the appropriate sponsor. The finding here is that three were late. We will continue to reinforce the need for campus staff to utilize our financial management system to track and monitor technical report submission to ensure timeliness. Furthermore, we believe use of the financial management system has helped improve monitoring as the number of exceptions has declined from the previous year.

Finding 06-02 - Effort Reporting

The RF's internal controls, policies and procedures surrounding payroll and labor distribution are designed to comply with A-21 and A-110. The following exceptions to the RF's internal controls, policies and procedures related to payroll (Circular A-21, Section J-10) were noted:

- For 21 out of 274 transactions selected, effort reports were not submitted within the Foundation's required timeframes. Delinquencies ranged from 3 to 177 days with an average delinquency of 31 days. The findings relate to the following CFDA number: grant numbers: CFDA # 47.076:5539, 32173; CFDA # 47.070:27024; CFDA # 93.865:36982; CFDA # 43.000:35652; CFDA # 93.208: 37172; CFDA # 93.778: 34963, 34873; CFDA # 93.856:36152; CFDA # 93.558:37049, 38346; CFDA# 84.011:37329, 37308, 37288; and CFDA # 93.558:34851.
- For 6 out of 274 transactions tested, the awards charged per the timesheets did not agree to the awards charged. As the proper charging instructions were noted on the Labor Distribution forms, the proper award was ultimately charged. It should be noted that the labor distribution form and not the timesheet is the source for allocating salary charges to the award. (CFDA #

The Research Foundation of State University of New York
Schedule of Findings and Questioned Costs
June 30, 2006

47.076:5539, CFDA # 93.558:37049, 32827, CFDA # 93.208:37172; and CFDA # 43.000:35652.

All exceptions noted above were within the Research and Development Cluster aside from those with the following CFDA numbers (47.076; grants 5539 and 32173; fiscal year 2006, 93.558; grants 37049, 34851, and 32827; fiscal year 2006, 93.778; grants 34963 and 34873; fiscal year 2006, and 84.011; grants 37329 and 37308; fiscal year 2006).

Cause

The RF continues to reinforce the need for timely submissions and coding on timesheets, however further reinforcement is required.

Effect

The RF's internal effort reporting requirements, designed to comply with Circular A-21 and Circular A-133 were not complied with, as noted above.

Recommendation

We recommend that the monitoring and follow-up procedures surrounding effort reporting compliance be enhanced to ensure compliance with Circular A-21.

Management's View

We agree. It should be noted that the number of exceptions in the area of effort reporting has declined since last year. We will continue to reinforce the need for campus staff to ensure that effort reports are submitted timely and that award numbers on timesheets accurately reflect the award that was actually changed.

Finding 06-03 - Procurement

The RF's internal controls, policies and procedures surrounding procurement are designed to comply with Circular A-21 and Circular A-110. The following compliance exceptions related to procurement (Circular A-110, section 44):

- For 3 out of 336 transactions selected, evidence of review of supporting documentation for compliance with Circular A-21 for reimbursement of travel costs was not noted. (CFDA # 47.076:5539, not included in the Research and Development Cluster).
- For 1 out of 336 transactions selected the required contract clauses for contracts in excess of \$25,000 were not included in the contract as specified by Circular A-110. (CFDA # 84.011:33903, not included in the Research and Development Cluster).

Cause

The internal review for travel expenditures and contract clauses did not detect instances of non-compliance or did not function as designed.

Effect

There were certain instances of non-compliance, as noted above.

The Research Foundation of State University of New York
Schedule of Findings and Questioned Costs
June 30, 2006

Recommendation

We recommend that the RF implement further training and monitoring activities to reinforce proper application of current expenditure/procurement/employee reimbursement policies developed in accordance with Circular A-21.

Management's Response

We agree. For the travel exceptions noted, the campus will be offering additional training to administrative staff to ensure that appropriate documentation is received for travel expenditures prior to payment authorization. The remaining exception related to a contract clause was an isolated incident and we will reinforce the need for campus staff to ensure that they comply with the current reimbursement policies of the RF.

Finding 06-04 - Cost Transfers

The RF's internal controls, policies and procedures surrounding procurement are designed to comply with Circular A-21 and Circular A-110. The following compliance exceptions related to costs transfers (Circular A-21, section C-4d) were noted:

- For 3 out of 55 transactions selected, the cost transfer was made outside of the 120 day requirement as specified by RF policy. (CFDA # 12.300:32900, CFDA # 93.778:34963, and CFDA # 84.011:33875).

One finding was under the Research and Development Clusters. All others (93.778 and 84.011) were not within the Research and Development Cluster.

Cause

The RF monitoring controls for cost transfers should be enhanced.

Effect

The RF did not make certain cost transfers within the Circular A-110 specified timeframe.

Recommendation

We recommend that the monitoring and follow-up procedures surrounding cost transfers be enhanced. The RF should consider developing a new monitoring tool and develop an additional system codification to more easily identify cost transfers. We also recommend increased training with regard to A-21 requirements associated with such transactions.

Management's Response

We agree. We have informed the campus locations that were cited for this finding of the need to process cost transfers within the 120 day timeframe established by OMB Circular A-110. The RF is developing a better monitoring tool to identify cost transfers processed in our system.

Finding 06-05 - Subrecipient Monitoring

The RF's internal controls, policies and procedures surrounding subrecipient monitoring are designed to comply with Circular A-110, paragraph 51. As such, the RF has implemented a risk-based approach for during the award monitoring. The application of the risk-based monitoring policy was not being adequately documented to support risk assessments made for sub-recipient activities. While the risk-based approach appears to have been followed, such evidence of the risk assessment was lacking. More specifically, it appeared that while an initial risk assessment was

The Research Foundation of State University of New York
Schedule of Findings and Questioned Costs
June 30, 2006

documented as required by RF policy, no documentation existed to update the risk assessment for each subsequent year of a continuing award.

Cause

There were instances in which the formal update of the risk assessment requirement should be reinforced.

Effect

The RF did not retain evidence of the updated risk assessment in certain instances.

Recommendation

We recommend that the RF implement further training for campuses with regard to effective and sufficient documentation of the risk-based subrecipient monitoring activities performed in accordance with policy.

Management's View

We agree. We are in the process of developing additional training in the area of subrecipient monitoring focusing on the need to document monitoring activities.

Finding 06-06 - Schedule of Federal Expenditures

Criteria

The RF is responsible for the classification of expenditures within the schedule of federal expenditures ("SEFA") (Circular A-110, Part 21).

Condition

Two campuses coded certain federal expenditures to CFDA number 93.647, pending final award notification from the sponsor. Upon receipt of the final award notification, these expenditures (\$38,223,083) were not properly reclassified to CFDA numbers 10.551, 10.561, 93.558, 93.596, 93.658, and 93.778.

Cause

The RF Central Office has implemented a procedure which requires that campuses use a general agency CFDA number if the exact CFDA number is not known at the time the award is received. The RF Central Office periodically monitors these general agency CFDA fund numbers to ensure awards are reclassified to the correct CFDA numbers timely. As the campuses in question did not use the general CFDA # in accordance with RF procedure, those misclassifications were not detected timely.

Effect

The SEFA was not properly stated, this has been corrected.

The Research Foundation of State University of New York
Schedule of Findings and Questioned Costs
June 30, 2006

Recommendation

We recommend the RF reinforce this procedure with campus management.

Management's View

RF Central Office management has scheduled CFDA training for the two campus locations that did not follow RF procedures for loading CFDA information. Furthermore, we have contacted the staff from the sponsored program office to reiterate the importance and implications of not receiving timely CFDA information. Finally, we will remind all campus management of the need to follow RF policy regarding the correct recording and monitoring of CFDA information, especially when the information is not available at the time the award is received.

The Research Foundation of State University of New York
Summary of Status of Prior Year Findings
June 30, 2006

Update of Prior Year Findings

Finding 05-01

For 6 out of 55 grants tested, required technical reports and/or progress reports were not submitted timely. The delinquencies ranged from 13 to 37 days.

For 2 out of 55 grants tested, submission dates for certain required technical reports and/or progress reports could not be verified to determine timeliness of submission.

For 4 out of 55 grants tested, required financial reports were not submitted timely. The delinquencies ranged from 9 to 118 days late.

Management's Updated Response for Current Year Status

See RF management response to current year finding 06-01.

Finding 05-02

The RF's internal control, policies and procedures surrounding payroll and labor distribution are designed to comply with A-21 and A-133. The following exceptions to the RF's internal controls, policies and procedures related to payroll (Circular A-21, Section 10) were noted:

- For 13 out of 240 transactions selected, effort reports were not submitted within the Foundation's required timeframes. Delinquencies ranged from 20 to 176 days.
- For 29 out of 240 transactions tested for the fall and/or summer effort reporting periods, actual submission dates for effort certifications were not able to be determined. This was the result of a new scanning mechanism employed in the current year by one campus for document retention purposes. The color of the ink that was used to date stamp the certifications was not readable by the scanner, therefore, the historical dating to determine the submission date was not retained. The campus has modified its scanning procedures to address this.
- For 2 out of 240 transactions tested, the awards charged per the timesheets did not agree to the awards charged. As the proper charging instructions were noted on the Labor Distribution forms, the proper award was ultimately charged.
- For 1 out of 240 transactions tested, percentages certified on the effort report did not agree to the charging instructions. However, effort and charges were able to be validated.
- For 1 out of 240 transactions tested, timesheets, which are utilized to certify effort did not note hours worked. There was no impact on the federal awards charged.

Management's Updated Response for Current Year Status

See RF management response to current year finding 06-02.

The Research Foundation of State University of New York
Summary of Status of Prior Year Findings
June 30, 2006

Finding 05-03

The RF's internal controls, policies and procedures surrounding procurement are designed to comply with A-21 and A-110. The following compliance exceptions related to procurement (A-110, section 44) and subrecipient invoice payment procedures:

- For 1 out of 254 transactions selected, a charge was allocated to an award outside of the award period. This related to a membership charge for an entire year, when the membership period extended beyond the grant period for 5 months. The overcharge was approximately \$42.00.
- For 2 out of 254 transactions selected, evidence supporting that a review of the vendor for suspension and/or debarment was not performed. Validation was performed to ensure that the vendor was not debarred or suspended as part of the audit procedures.
- For 2 out of 15 subcontract/subrecipient payment transactions selected, required certifications were not included on invoices received from the subrecipients and paid by the Foundation.

Management's Updated Response for Current Year Status

Exceptions similar to those were not found during the current A-133 audit. As noted in last years' response, we believe the exceptions noted above were isolated incidents and the campus locations in which these exceptions occurred have taken the necessary steps to ensure compliance.